




Condensed Unaudited
Group Interim
Financials Statements

June 2020



Directors' Report
For the period ended 30 June 2020

The Directors present their second quarter report on the affairs of Sterling Bank Plc ("the Bank"), together with the unaudited Group Financial Statements for the period ended 30 June, 2020

Principal activity and business review

Sterling Bank Plc is engaged in commercial banking services with emphasis on retail, commercial and corporate banking, trade services, investment banking activities and non-interest banking. It also provides wholesale banking services including the granting of loans and advances; letter of credit transactions, money market operations, electronic banking products and other banking activities.

Legal form

Sterling Bank Plc, (formerly known as NAL Bank Plc) was the pioneer merchant bank in Nigeria, established on 25 November, 1960 as a private liability company and was converted to a public limited company in April, 1992.

Following the consolidation reforms introduced and driven by the Central Bank of Nigeria in 2004, the Bank emerged from the consolidation of NAL Bank Plc, Indo-Nigerian Bank Limited, Magnum Trust Bank Plc, NBM Bank Limited and Trust Bank of Africa Limited. NAL Bank Plc as the surviving bank adopted a new name for the enlarged entity, 'Sterling Bank Plc'.

The enlarged Bank commenced post merger business operations on January 3, 2006 and the Bank's shares are currently quoted on the Nigerian Stock Exchange (NSE).

In October, 2011, the Bank had a business combination with Equitorial Trust Bank Limited to re-position itself to better compete in the market space.

In compliance with the CBN guidelines on the review of the Universal Banking model, the Bank divested from its four subsidiaries and one associate company on 30 December, 2011.

Sterling Bank Plc registered Sterling Investment Management Plc (the SPV) with the Corporate Affairs Commission as a public liability company limited by shares with authorised capital of N2,000,000 at N1.00 per share. The main objective of setting up the SPV is to raise or borrow money by the issue of bonds or other debt instruments. The SPV is a subsidiary and is consolidated in the financial statements of the Bank. The Bank and its subsidiary is collectively referred to as "the Group".

The Bank has 160 branches including cash centres as at 30 June 2020.

Operating results

Highlights of the Group and Bank's operating results for the period are as follows:

<i>In millions of Naira</i>	Group		Bank	
	June 2020	June 2019	June 2020	June 2019
Gross earnings	70,234	72,294	69,017	71,094
Profit before taxation	5,678	6,001	5,620	5,633
Taxation	(264)	(339)	(264)	(339)
Profit after taxation	5,414	5,662	5,356	5,294
Transfer to statutory reserve	803	849	803	794
Transfer to general reserve	4,611	4,813	4,553	4,500
	5,414	5,662	5,356	5,294
Earnings per share (kobo) - Basic	19k	20k	19k	18k
Earnings per share (kobo) - diluted	19k	20k	19k	18k
	June 2020	December 2019	June 2020	December 2019
NPL Ratio	2.10%	2.20%	2.10%	2.20%

Directors who served during the period

The following Directors served during the period under review:

Name	Designation	Date appointed /resigned	Interest represented
1 Mr. Asue Ighodalo	Chairman		
2 Dr. (Mrs.) Omolara Akanji	Independent Director		
3 Mr. Michael Ajukwu	Independent Director		
4 Mr. Olaitan Kajero	Non-Executive Director		STB Building Society Limited Eltees Properties Rebounds Integrated Services Limited
5 Mrs. Tairat Tijani	Non-Executive Director		Ess-ay Investment Limited
6 Mr. Michael Jituboh	Non-Executive Director		Dr. Mike Adenuga
7 Mr. Ramesh Rajapur (Indian)	Non-Executive Director		State Bank of India Alfanoma Nigeria Limited
8 Mrs. Folasade Kilaso	Non-Executive Director		Plural Limited Reduvita Limited Quakers Integrated Services Limited Concept Features Limited
9 Mr. Abubakar Suleiman	Managing Director/CEO		
10 Mr. Grama Narasimhan (Indian)	Executive Director		
11 Mr. Yemi Odubiyi	Executive Director		
12 Emmanuel Emefienim	Executive Director		
13 Mr. Tunde Adeola	Executive Director		
14 Mr. Raheem Owodeyi	Executive Director		

Going Concern

The Directors assess the Group and the Bank's future performance and financial position on an on-going basis and have no reason to believe that the Group will not be a going concern in the period ahead. For this reason, these financial statements are prepared on a going concern basis.

Directors interests in shares

Interest of directors in the issued share capital of the Bank as recorded in the Register of members and/or as notified by them for the purpose of section 275 of the Companies and Allied Matters Act of Nigeria were as follows:

Names	Number of shares			
	June 2020 Direct	June 2020 Indirect	December 2019 Direct	December 2019 Indirect
1 Mr. Asue Ighodalo	-	62,645,242	-	62,645,242
2 Mr Michael Jituboh	-	1,620,376,969	-	1,620,376,969
3 Dr. (Mrs) Omolara Akanji	-	-	-	-
4 Mr. Michael Ajukwu	-	-	-	-
5 Mr. Ramesh Rajapur	-	2,549,505,026	-	2,549,505,026
6 Mr. Olaitan Kajero	-	1,549,668,967	-	1,549,668,967
7 Mrs. Tairat Tijani	-	1,144,046,801	-	1,144,046,801
8 Mrs. Folasade Kilaso	-	1,440,337,670	-	1,440,337,670
9 Mr. Abubakar Suleiman	28,108,227	-	28,108,227	-
10 Mr. Grama Narasimhan	-	-	-	-
11 Mr. Yemi Odubiyi	19,342,826	-	19,342,826	-
12 Mr. Emmanuel Emefienim	12,158,681	-	12,158,681	-
13 Mr. Tunde Adeola	21,851,200	-	21,851,200	-
14 Mr. Raheem Owodeyi	12,883,961	-	12,883,961	-

Analysis of shareholding

The range analysis of the distribution of the shares of the Bank as at 30 June 2020 is as follows:

Range of shares	Number of holders	%	Number of units	%
1 - 1,000	32,061	5.22%	14,446,820	0.05%
1001 - 5,000	26,080	4.25%	58,865,324	0.20%
5,001 - 10,000	66,977	10.91%	59,603,881	0.21%
10,001 - 20,000	73,938	12.04%	94,040,594	0.33%
20,001 - 50,000	78,783	12.83%	150,480,221	0.52%
50,001 - 100,000	81,400	13.26%	179,276,149	0.62%
100,001 - 200,000	83,305	13.57%	273,862,500	0.95%
200,001 - 500,000	84,931	13.84%	521,531,254	1.81%
500,001 - 10,000,000	86,283	14.06%	1,948,594,091	6.77%
Above 10,000,001	117	0.02%	14,854,320,885	51.59%
Foreign shareholding	5	0.00%	10,635,396,407	36.94%
	613,880	100%	28,790,418,126	100.00%

The following shareholders have shareholdings of 5% and above as at 30 June 2020:

	June 2020 Holding (units)	June 2020 % holding	December 2019 Holding (units)	December 2019 % holding
Silverlake Investment Limited	7,197,604,531	25.00	7,197,604,531	25.00
State Bank of India	2,549,505,026	8.86	2,549,505,026	8.86
Dr. Mike Adenuga	1,620,376,969	5.63	1,620,376,969	5.63
Ess-ay Investments Limited	1,444,046,801	5.02	-	0.00

Acquisition of own shares

The Bank did not acquire any of its shares during the period ended 30 June, 2020 (31 December, 2019: Nil).

Property, plant and equipment

Information relating to changes in property, plant and equipment is given in Note 26 to the consolidated and separate financial statements.

Employment and employees

i Employment of disabled persons

The Bank has a non-discriminatory policy on recruitment. Applications would always be welcomed from suitably qualified disabled persons and are reviewed strictly on qualification. The Bank's policy is that the highest qualified and most experienced persons are recruited for appropriate job levels irrespective of an applicant's state of origin, ethnicity, religion or physical condition.

ii Health, safety and welfare of employees

Health and safety regulations are in force within the Bank's premises and employees are aware of existing regulations. The Bank provides subsidies to all levels of employees for medical expenses, transportation, housing, lunch etc.

iii Employee training and Development

The Bank is committed to keeping employees fully informed as much as possible regarding the Bank's performance and progress and seeking their opinion where practicable on matters, which particularly affect them as employees.

Training is carried out at various levels through both in-house and external courses. Incentive schemes designed to encourage the involvement of employees in the Bank's performance are implemented whenever appropriate.

iv Events after reporting date

There were no events after the reporting date which could have had a material effect on the state of affairs of the Bank as at 30 June 2020 or the profit for the period ended on that date which have not been adequately provided for or disclosed.

BY ORDER OF THE BOARD:



Temitayo Adegoke
Company Secretary
FRC/2018/NBA/00000018142
20 Marina, Lagos, Nigeria.
July 29, 2020

**Shareholding Structure/ Free Float Status
For the period ended 30 June 2020**

Description	30-June-2020		30-June 2019	
	Unit	Percentage	Unit	Percentage
Issued Share Capital	28,790,418,126	100%	28,790,418,124	100%
Substantial Shareholdings (5% and above)				
Silverlake Investment Limited	7,197,604,531	25.00%	7,197,604,531	25.00%
State Bank of India	2,549,505,026	8.86%	2,549,505,026	8.86%
Mike Adenuga	1,620,376,969	5.63%	1,620,376,969	5.63%
Ess-ay Investments Ltd	1,444,046,801	5.02%	1,144,046,801	3.97%
Total Substantial Shareholdings	12,811,533,327	44.50%	12,511,533,327	43.46%
Director's Shareholdings (Direct, and Indirect), excluding directors with substantial interests				
Mr Asue Ighodalo (Indirect)	62,645,242	0.22%	62,645,242	0.22%
Mrs Folasade Kilaso (Indirect)	-	-	-	0.00%
Mr. Ramesh Rajapur (Indirect)	-	-	-	0.00%
Mrs Tairat Tijani (Indirect)	-	-	1,144,046,801	3.97%
Olaitan Kajero (Indirect)	-	-	-	0.00%
Mr Tunde Adeola (Direct)	21,851,200	0.08%	21,851,200	0.08%
Mr Abubakar Suleiman (Direct)	28,108,227	0.10%	28,108,227	0.10%
Mr Michael Jituboh (Indirect)	-	0.00%	-	0.00%
Dr. (Mrs) Omolara Akanji	-	0.00%	-	0.00%
Mr. Grama Narassimhan	-	0.00%	-	0.00%
Mr Yemi Odubiyi (Direct)	19,342,826	0.07%	19,342,826	0.07%
Mr Ekpenisi Emmanuel Emefienim (Direct)	12,158,681	0.04%	12,158,681	0.04%
Mr Michael Ajukwu	0	0%	0	0%
Mr Raheem Owodeyi (Direct)	12,883,961	0.04%	12,883,961	0.04%
Total Directors Shareholdings	156,990,137	0.55%	1,301,036,938	4.52%
Other Influential Shareholdings				
HAK AIR LIMITED,	968,205,643	3.36%	968,205,643	3.36%
PACIFIC CREDIT LIMITED,	554,273,018	1.93%	554,273,018	1.93%
Festus, Alani Fadeyi	480,449,895	1.67%	480,449,895	1.67%
RANKINTON, INVESTMENTS INC	477,367,650	1.66%	477,367,650	1.66%
ADEOLA, TAJUDEEN AFOLABI	446,824,745	1.55%	446,824,745	1.55%
SKYVIEW CAPITAL LIMITED	428,301,886	1.49%	428,301,886	1.49%
GLOMOBILE LIMITED,	354,458,383	1.23%	354,458,383	1.23%
KOGI UNITED CO. NIG. LTD,	346,835,811	1.20%	346,835,811	1.20%
AX SCML NOMINEES,	316,388,117	1.10%	316,388,117	1.10%
STERLING BANK CO-OPERATIVE MULTIPURPOSE SOCIETY LIMITED	879,703,214	3.06%	879,703,214	0.00%
Total other Influential Shareholdings	5,252,808,362	18.24%	5,252,808,362	18.24%
Free Float in Units and Percentage	10,569,086,300	36.71%	10,569,086,300	36.71%
Free Float in Value	₦13,211,357,875		₦16,593,465,491	

Declaration:

(A) Sterling Bank Plc with a free float percentage of 36.71% as at 30 June 2020, is compliant with The

(B) Sterling Bank Plc with a free float value of N16,593,465,491 as at June 2019, is compliant with The

Corporate Governance

The Bank complies with the relevant provisions of the Nigerian Securities & Exchange Commission (SEC), the Financial Reporting Council of Nigeria (FRCN) and the Central Bank of Nigeria (CBN) Codes of Corporate Governance.

Board Composition and Committee

Board of Directors

The Board of Directors (the 'Board') is made up of the Non-Executive Chairman, Non-Executive Directors and Executive Directors who oversee the corporate governance of the Bank. The members are as follows:

1 Mr. Asue Ighodalo	Chairman	Chairman
2 Dr. (Mrs.) Omolara Akanji	Member	Independent Director
3 Mr. Michael Ajukwu	Member	Independent Director
4 Mr. Olaitan Kajero	Member	Non-Executive Director
5 Mrs. Tairat Tijani	Member	Non-Executive Director
6 Mr. Michael Jituboh	Member	Non-Executive Director
7 Mr. Ramesh Rajapur	Member	Non-Executive Director
8 Mrs. Folasade Kilaso	Member	Non-Executive Director
9 Mr. Abubakar Suleiman	Member	Managing Director/CEO
10 Mr. Grama Narasimhan (Indian)	Member	Executive Director
11 Mr. Yemi Odubiyi	Member	Executive Director
12 Mr. Emmanuel Emefienim	Member	Executive Director
13 Mr. Tunde Adeola	Member	Executive Director
14 Mr. Raheem Owodeyi	Member	Executive Director

Board Committees

The Board carries out its oversight functions through its various committees each of which has a clearly defined terms of reference and a charter which has been approved by the Central Bank of Nigeria. The Board has five (5) standing committees, namely: Board Credit Committee, Board Finance & General Purpose Committee, Board Audit Committee, Board Risk Management Committee and Board Governance & Remuneration Committee. In line with best practice, the Chairman of the Board is not a member of any of the Committees. The composition and responsibilities of the committees are set out below:

Board Credit Committee

The Committee acts on behalf of the Board on credit matters and reports to the Board for approval/ratification.

Terms of reference

- Consider credit proposals for approval on the recommendation of the Management Credit Committee (MCC).
- Recommend to the Board assignment of credit approval authority limits on the recommendation of the MCC.
- Review the Credit Policy Guidelines of the Bank as and when required by the dictates of the market and/or the corporate
- Approve credit facility requests above the limits set for Management, within limits defined by the Bank's credit policy and within the statutory requirements set by the regulatory/supervisory authorities.
- Review periodic credit portfolio reports and assess portfolio performance.
- Ensure compliance with the Bank's Credit Policies and statutory requirements prescribed by the regulatory/supervisory authorities.
- Recommend credit facility requests above the Committee's limit to the Board.
- Review and recommend to the Board for approval/ratification Management proposals on full and final settlements on non performing loans.
- Review and approve the restructure of credit facilities in line with the Credit Policy Guidelines.
- Review and approve credit proposals in line with the Bank's Risk Policy Guidelines.
- Review and recommend to the Board for approval proposals on write-offs.
- Periodic review of the recovery process to ensure compliance with the Bank's recovery policies, applicable laws and
- To perform any other duties assigned by the Board from time to time.

The members are as follows:

1 Dr. (Mrs) Omolara Akanji	Chairman
2 Mr. Olaitan Kajero	Member
3 Mr. Michael Ajukwu	Member
4 Mr. Abubakar Suleiman	Member
5 Mr. Yemi Odubiyi	Member
6 Mr. Emmanuel Emefienim	Member
7 Mr. Tunde Adeola	Member

Board Finance and General Purpose Committee

The Committee acts on behalf of the Board on all matters relating to financial management and reports to the Board for approval/ratification.

Terms of reference

- Establish the Bank's financial policies in relation to the operational plan, capital budgets, and the reporting of results.
- Monitor the progress and achievement of the Bank's financial targets.
- Review significant corporate financing and liquidity programs and tax plans.
- Recommend major expenditure approvals to the Board.
- Review and consider the financial statements and make appropriate recommendation to the Board.
- Review annually the Bank's financial projections, as well as capital and operating budgets, and review on a quarterly basis with management, the progress of key initiatives including actual financial results against targets and projections.
- Review and recommend for Board approval, the Bank's capital structure, including but not limited to, allotment of new capital, debt limits and any changes to the existing capital structure.
- Recommend for Board approval, the Bank's dividend policy, including amount, nature and timing.
- Review and make recommendations to the Board regarding the Bank's investment strategy, policy and guidelines, its implementation and compliance with those policies and guidelines and the performance of the Bank's investment portfolio.
- Approve a comprehensive framework for delegation of authority on financial matters and enforce compliance with financial manual of authorities.
- Ensure cost management strategies are developed and implemented to monitor and control costs.
- Review major expense lines periodically and approve expenditure within the limit of the Committee as documented in the financial manual of authorities.
- Review contract awards for significant expenditure above EXCO limit.
- Review significant transactions and new business initiatives for the Board's approval.
- To perform any other duties assigned by the Board from time to time.

The members are as follows:

1 Mrs. Tairat Tijani	Chairperson
2 Mrs. Folasade Kilaso	Member
3 Mr. Michael Jituboh	Member
4 Mr. Abubakar Suleiman	Member
5 Mr. Yemi Odubiyi	Member
6 Mr. Raheem Owodeyi	Member

Board Risk Management Committee

The Committee is responsible for evaluating and handling issues relating to risk management in the Bank.

Terms of reference

- Review and recommend to the Board the risk management policy including risk appetite, risk limits, tolerance and risk strategy.
- Review and recommend to the Board for approval the Bank's Enterprise-wide Risk Management Policy and other specific risk policies.
- Monitor the Bank's plan and progress in meeting regulatory risk based supervision requirements.
- Monitor implementation and migration to Basel II, III, and IV and other local and international risk management bodies as approved by the regulators.
- Review the organization's risk-reward profiles including credit, market and operational risk-reward profiles and where necessary, recommend strategies for improvement.
- Evaluate the risk profile and risk management plans drafted for major projects, acquisitions, new products and new ventures or services to determine the impact on the risk reward profile.
- Oversight of management's process for the identification of significant risks and the adequacy of prevention, detection and reporting mechanisms.
- Receive reports on, and review the adequacy and effectiveness of the Bank's risk and control processes to support its strategy and objectives.
- Endorse definition of risk and return preferences and target risk portfolio.

Board Risk Management Committee - continued

- Periodic review of changes in the economic and business environment, including emerging trends and other factors relevant to the Bank's risk profile.
- Ensure compliance with the Bank's credit policies, applicable laws and statutory requirements prescribed by the regulatory/supervisory authorities.
- Review the effectiveness of the risk management system on an annual basis.
- To perform any other duties assigned by the Board from time to time.

The members are as follows:

1 Mr. Olaitan Kajero	Chairman
2 Dr. (Mrs) Omolara Akanji	Member
3 Mrs. Tairat Tijani	Member
4 Mr. Michael Ajukwu	Member
5 Mr. Abubakar Suleiman	Member
6 Mr. Yemi Odubiyi	Member
7 Mr. Emmanuel Emefienim	Member
8 Mr. Grama Narasimhan	Member
9 Mr. Raheem Owodeyi	Member

Board Audit Committee

The Committee acts on behalf of the Board of Directors on financial reporting, internal control and audit matters. Decisions and actions of the Committee are presented to the Board for approval/ratification.

Terms of reference

- Review the appropriateness of accounting policies.
- Review the appropriateness of assumptions made by Management in preparing the financial statements.
- Review the significant accounting and reporting issues, and understand their impact on the financial statements;
- Review the quarterly and annual financial statements and consider whether they are complete, consistent with prescribed accounting and reporting standards.
- Obtain assurance from Management with respect to the accuracy of the financial statements.
- Review with management and the external auditors the results of external audit, including any significant issues identified.
- Review the annual report and related regulatory filings before release and consider the accuracy and completeness of the information.
- Review the adequacy of the internal control system, including information technology security and control.
- Understand the scope of internal and external auditors' review of internal control over financial reporting, and obtain reports on significant findings and recommendations, together with management's responses.
- Review the relevant policies and procedures in place and ensure they are up to date, and are complied with.
- Review and ensure the financial internal controls are operating efficiently and effectively.
- Review the Bank's compliance with the performance management and reporting systems;
- Review and ensure the performance reporting and information uses appropriate targets and benchmarks.
- Review the Internal Audit operations manual, budget, activities, staffing, skills and organizational structure of the Internal Audit;
- Review and approve the Internal Audit plan, its scope and any major changes to it, ensuring that it covers the key risks and that there is appropriate co-ordination with the Bank's External Auditors;
- Review and concur in the appointment, replacement, or dismissal of the Chief Internal Auditor;
- Resolve any difficulties or unjustified restrictions or limitations on the scope of Internal Audit work;
- Resolve any significant disagreements between Auditors and Management;
- Review the significant findings and recommendations by Internal Audit and Management responses thereof;
- Review the implementation of Internal Audit recommendations by Management;
- Review the performance of the Chief Internal Auditor;
- Review the effectiveness of the Internal Audit function, including compliance with acceptable International Standards for the Professional Practice of Internal Auditing.
- Review the external auditors' proposed audit scope, approach and audit fees for the year;
- Review the findings and recommendations by External Auditors and Management responses thereof;

Board Audit Committee - Continued

- Review the implementation of External Auditors' recommendations by Management;
- Review the performance of External Auditors;
- Ensure that there is proper coordination of audit efforts between Internal and External Auditors.

- Review the effectiveness of the system for monitoring compliance with laws and regulations;
- Review the findings of any examinations by regulatory agencies, and audit observations;
- Regularly report to the Board of Directors on Committee activities;
- Perform other duties as may be assigned by the Board of Directors;

The members are as follows:

1 Mr. Michael Ajukwu	Chairman
2 Dr. (Mrs) Omolara Akanji	Member
3 Mrs. Tairat Tijani	Member
4 Mr. Michael Jituboh	Member
5 Mrs. Folasade Kilaso	Member
6 Mr. Ramesh Rajapur	Member

Board Governance and Remuneration Committee

The Committee acts on behalf of the Board on all matters relating to the workforce.

Terms of reference

- Monitoring, reviewing and approving employee relations' issues such as compensation matters/bonus programs and profit sharing schemes;
- Advise the Board on recruitment, promotions and disciplinary issues affecting top management of the Bank from Assistant General Manager grade and above;
- Appraise the Managing Director & Chief Executive and Executive Directors annually for appropriate recommendation to the Board;
- Approve training programmes for Non-Executive Directors;
- The Committee shall review the need for appointments and note the specific experience and abilities needed for each Board Committee, consider candidates for appointment as either Executive or Non-Executive Directors and recommend such appointments to the Board.
- Consideration of appointment of new Directors to the Board;
- The Committee shall review the tenor of both Executive and Non-Executive Directors on the Board and Board Committees.

- The Committee shall recommend any proposed change(s) to the Board.
- Recommend to the Board renewal of appointment of Executive and Non-Executive Directors based on the outcome of review of Directors performance.
- To make recommendations on experience required by Board Committee Members, Committee Appointments and Removal, Reporting and other Committee Operational matters.
- To ensure that the Board evaluation is carried out on an annual basis.
- To review and make recommendations to the Board for approval of the Bank's Organisational structure and any proposed amendments.
- Review and make recommendations on the Bank's succession plan for Directors and other senior management staff from Assistant General Manager grade and above.
- Regular monitoring of compliance with Bank's Code of Ethics and Business Conduct for Directors and Staff.
- The Committee shall determine the incentive arrangements and benefits of the Executive and Non-Executive Directors of the Bank for recommendation to the Board.
- Review and submit to the full Board, recommendations concerning Executive Directors Compensation plans, salaries and perquisites ensuring that the compensation packages are competitive.
- Review and submit to the full Board, recommendations concerning Non-Executive Directors remuneration.
- Review and recommend for Board approval stock-based compensation, share option, incentive bonus, severance benefits and perquisites for Executive Directors and employees.
- Ensure that the level of remuneration is sufficient to attract, retain and motivate Executive Directors and all employees of the Bank while ensuring that the Bank is not paying excessive remuneration.

Board Governance and Remuneration Committee - Continued

- Recommend to the Board compensation payable to Executive Directors and Senior Management employees for any loss of office or termination of appointment.
- Develop, review and recommend the remuneration policy to the Board for approval.
- The Committee may engage a remuneration consultant at the expense of the Bank for the purpose of carrying out its responsibilities. Where such a consultant is engaged by the Committee, the consultant must be independent.
- To perform any other duties assigned by the Board from time to time.

The members are as follows:

1 Mrs. Folasade Kilaso	Chairman
2 Dr. (Mrs.) Omolara Akanji	Member
3 Mr. Olaitan Kajero	Member
4 Mrs. Tairat Tijani	Member
5 Mr. Michael Ajukwu	Member

Statutory Audit Committee

The Committee is established in line with Section 359(6) of the Companies and Allied Matters Act, 1990 CAP C20 Laws of the Federation of Nigeria. The Committee's membership consists of three (3) representatives of the shareholders elected at the Annual General Meeting (AGM) and three (3) Non-Executive Directors. The Committee meets every quarter, but could also meet at any other time, as the need arise.

Terms of reference

- To make recommendations to the Board to be put to the Shareholders for approval at the AGM regarding the appointment, removal and remuneration of the external auditors of the Bank;
- To authorise the internal auditor to carry out investigations into any activities of the Bank which may be of interest or concern to the Committee;
- To review and approve the annual audit plan and ensure that it is consistent with the scope of audit engagement, having regard to the seniority, expertise and experience of the audit team;
- To review representation letter(s) requested by the external auditors before they are signed by Management;
- To review the Management Letter and Management's Response to the auditor's findings and recommendations;
- To assist in the oversight of the integrity of the Bank's financial statements, compliance with legal and other regulatory requirements, assessment of qualifications and independence of external auditor, and performance of the Bank's internal audit function as well as that of external auditors;
- To establish an internal audit function and ensure there are other means of obtaining sufficient assurance of regular review or appraisal of the system of internal controls in the Bank;
- To ensure the development of a comprehensive internal control framework for the Bank, obtain assurance and report annually in the financial report, on the operating effectiveness of the Bank's internal control framework;
- To review such other matters in connection with overseeing the financial reporting process and the maintenance of internal controls as the Committee shall deem appropriate;
- To oversee management's process for the identification of significant fraud risks across the Bank and ensure that adequate prevention, detection and reporting mechanisms are in place;
- At least on an annual basis, obtain and review a report by the internal auditor describing the strength and quality of internal controls including any issues or recommendations for improvement, raised by the most recent internal control review of the Bank;
- Discuss the annual audited financial statements and half yearly unaudited statements with Management and external auditors;
- Discuss policies and strategies with respect to risk assessment and management;
- Meet separately and periodically with Management, internal auditors and external auditors;
- To review and ensure that adequate whistle-blowing procedures are in place;
- To review, with the external auditors, any audit scope limitations or problems encountered and management's responses to same;
- To review the independence of the external auditors and ensure that where non-audit services are provided by the external auditors, there is no conflict of interest;

Statutory Audit Committee - Continued

- To consider any related party transactions that may arise within the Bank or Group;
- Invoke its authority to investigate any matter within its terms of reference for which purpose the Bank must make available the resources to the internal auditors with which to carry out this function, including access to external advice where necessary;
- Prepare the Committee's report for inclusion in the Bank's Annual Report; and
- Report to the Board regularly at such times as the Committee shall determine necessary.

The members are as follows:

1 Alhaji Mustapha Jinadu	Chairman
2 Mr. Olaitan Kajero	Member
3 Mr. Idongesit E. Udoh	Member
4 Ms. Christie O. Vincent	Member
5 Mr. Michael Jituboh	Member
6 Mrs. Folasade Kilaso	Member

Management Committees

1 Executive Committee (EXCO)

The Committee provides leadership to the management team and ensures the implementation of strategies approved by the Board. It deliberates and takes decisions on the effective and efficient management of the Bank.

2 Assets and Liability Committee (ALCO)

The Committee ensures adequate liquidity and the management of interest rate risk within acceptable parameters. It also reviews the economic outlook and its impact on the Bank's strategies.

3 Management Credit Committee (MCC)

The Committee approves new credit products and initiatives, minimum/prime lending rate and reviews the Credit Policy Manual. It approves exposures up to its maximum limit and the risk asset acceptance criteria.

4 Management Performance Review Committee (MPR)

The Committee reviews the Bank's monthly performance on set targets and monitors budget achievement. It also assesses the efficiency of resource deployment in the Bank and re-appraises cost management initiatives.

5 Criticised Assets Committee (CAC)

The Committee reviews the Bank's credit portfolio and collateral documentation. It reviews the non-performing loan stock and recovery strategies for delinquent loans.

6 Computer Steering Committee (CSC)

The Committee establishes the overall technology priorities by identifying projects that support the Bank's business plan. It provides guidance in effectively utilizing technology resources to meet business and operational needs of the Bank.

7 Management Risk Committee (MRC)

The Committee is responsible for planning, management and control of the Bank's overall risks. It includes setting the Bank's risk philosophy, risk appetite, risk limits and risk policies.

Succession Planning

Sterling Bank Plc has a Succession Planning Policy which is aligned to the Bank's overall organisational development strategy. In line with the policy, a new Unit was set-up in the Human Capital Management Group to implement, amongst others, a Succession Plan for the Bank.

Successors were nominated based on experience, skills and competencies through an automated process by current role holders in conjunction with the Human Capital Management Group. Development initiatives have also been put in place to accelerate successors' readiness.

Code of Ethics

Sterling Bank has a Code of Ethics that specifies acceptable behavior of its staff. It is a requirement that all staff should sign a confirmation that they have read and understood the document upon employment.

The Bank also has a Sanctions Manual which provides sample offences/violation and prescribes measures to be adopted in various cases. The Chief Human Resource Officer is responsible for the implementation and compliance of the "Code of Ethics".

Whistle Blowing Process

The Bank is committed to the highest standards of openness, probity and accountability; hence the need for an effective and efficient whistle blowing process as a key element of good corporate governance and risk management.

Whistle blowing process is a mechanism by which suspected breaches of the Bank's internal policies, processes, procedures and unethical activities by any stakeholder (staff, customers, suppliers and applicants) are reported for necessary actions.

It ensures a high degree of integrity and transparency in order to achieve efficiency and effectiveness in our operations.

The reputation of the Bank is of utmost importance and every staff of the bank has a responsibility to protect the bank from any persons or act that might jeopardize its reputation. Staff are encouraged to speak up when faced with information that would help protect the Bank's reputation.

An essential attribute of the process is the guarantee of confidentiality and protection of the whistle blower's identity and rights. It should be noted that the ultimate aim of this policy is to ensure efficient service to the customer, good corporate image and business continuity in an atmosphere compliant with best industry practice.

The Bank has a Whistle Blowing channel via the Bank's website, dedicated telephone hotlines and e-mail address in compliance with Section 6.1.12 of the Central Bank of Nigeria (CBN) Code of Corporate Governance for Banks in Nigeria Post Consolidation.

The Bank's Chief Compliance Officer is responsible for monitoring and reporting on whistle blowing.

Compliance Statement on Securities Trading by Interested Parties

The Bank has put in place a Policy on Trading on the Bank's Securities by Directors and other key personnel of the Bank.

During the period under review, the Directors and other key personnel of the Bank complied with the terms of the Policy and the provisions of Section 14 of the Amendment to the Listing Rules of The Nigerian Stock Exchange.

Complaint Management Policy

The Bank has put in place a Complaint Management Policy guiding the resolution of disputes with stakeholders on issues relating to the Investment and Securities Act.

STATEMENT OF DIRECTORS' RESPONSIBILITIES IN RELATION TO THE FINANCIAL STATEMENTS FOR THE QUARTER ENDED 30 JUNE 2020

In accordance with the provisions of Sections 334 and 335 of the Companies and Allied Matters Act, CAP C20 Laws of the Federation of Nigeria 2004, and Sections 24 and 28 of the Banks and Other Financial Institution Act, CAP B3 Laws of the Federation of Nigeria 2004, the Directors are responsible for the preparation of the consolidated financial statements and the separate financial statements which present fairly, in all material respects, the financial position of the Group and the Bank, and of the financial performance for the period.

The responsibilities include ensuring that:

- (a) appropriate internal controls are established both to safeguard the assets of the Group and to prevent and detect fraud and other irregularities;
- (b) the Group keeps accounting records which disclose with reasonable accuracy the financial position and performance of the Group and which ensure that the financial statements comply with the requirements of the Companies and Allied Matters Act, CAP C20 Laws of the Federation of Nigeria 2004, Banks and Other Financial Institutions Act, CAP B3 Laws of the Federation of Nigeria 2004, Revised Prudential Guidelines, International Financial Reporting Standards and relevant Circulars issued by the Central Bank of Nigeria;
- (c) the Group has used appropriate accounting policies, consistently applied and supported by reasonable and prudent judgements and estimates.

The directors accept responsibility for the consolidated and separate financial statements, which have been prepared using appropriate accounting policies supported by reasonable and prudent judgments and estimates in conformity with International Financial Reporting Standards, the requirements of the Companies and Allied Matters Act, CAP C20 Laws of the Federation of Nigeria 2004, Banks and Other Financial Institutions Act, CAP B3 Laws of the Federation of Nigeria 2004, Revised Prudential Guidelines, and relevant Circulars issued by the Central Bank of Nigeria.

The directors are of the opinion that the consolidated and separate financial statements present fairly, in all material respect, the financial position and financial performance of the Group and Bank as of and for the six months ended 30 June 2020.

The directors further accept responsibility for the maintenance of accounting records that may be relied upon in the preparation of the consolidated and separate financial statements, as well as adequate systems of financial control.

Nothing has come to the attention of the Directors to indicate that the Group and the Bank will not remain as a going concern for at least twelve months from the date of this statement.


Condensed Statement of Profit or Loss
For the period ended 30 June 2020


	Notes	Group		Bank		Group		Bank	
		June 2020	June 2019	June 2020	June 2019	Quarter 2 2020	Quarter 2 2019	Quarter 2 2020	Quarter 2 2019
<i>In millions of Naira</i>									
Interest income	3	59,454	62,110	58,237	60,910	31,057	31,319	30,456	30,709
Interest expense	4	(25,968)	(31,697)	(24,812)	(30,865)	(13,020)	(15,835)	(12,452)	(15,588)
Net interest income		33,486	30,413	33,425	30,045	18,037	15,484	18,004	15,121
Net Fees and commission income	5	5,305	7,546	5,305	7,546	2,386	4,063	2,386	4,063
Net trading income	6	3,946	1,151	3,946	1,151	2,962	717	2,962	717
Other operating income	7	1,529	1,487	1,529	1,487	913	926	913	926
Operating income		44,266	40,597	44,205	40,229	24,298	21,190	24,265	20,827
Credit loss expense on financial assets	8	(6,457)	(2,429)	(6,457)	(2,429)	(5,268)	(1,586)	(5,268)	(1,586)
Net operating income after impairment		37,809	38,168	37,748	37,800	19,030	19,604	18,997	19,241
Personnel expenses	9	(7,413)	(7,306)	(7,413)	(7,306)	(3,701)	(3,784)	(3,701)	(3,784)
Other operating expenses	10	(9,140)	(8,784)	(9,140)	(8,784)	(4,484)	(4,549)	(4,484)	(4,549)
General and administrative expenses	11	(9,137)	(9,525)	(9,134)	(9,525)	(4,511)	(4,866)	(4,509)	(4,866)
Other property, plant and equipment cost	12	(3,083)	(3,183)	(3,083)	(3,183)	(1,611)	(1,732)	(1,611)	(1,732)
Depreciation and amortisation	13	(3,358)	(3,369)	(3,358)	(3,369)	(1,336)	(1,944)	(1,336)	(1,944)
Total expenses		(32,131)	(32,167)	(32,128)	(32,167)	(15,643)	(16,875)	(15,641)	(16,875)
Profit before income tax		5,678	6,001	5,620	5,633	3,459	2,728	3,356	2,365
Income tax expense	14(a)	(264)	(339)	(264)	(339)	(110)	(306)	(110)	(306)
Profit for the period		5,414	5,662	5,356	5,294	3,349	2,422	3,246	2,059
Earnings per share - basic (in kobo)	15	19k	20k	19k	18k				
Earnings per share - diluted (in kobo)	15	19k	20k	19k	18k				
Statement of Other comprehensive income									
<i>In millions of Naira</i>									
Profit for the period		5,414	5,662	5,356	5,294	3,349	2,422	3,246	2,059
Items that will be reclassified to profit or loss in subsequent periods:									
- Debt instruments measured at fair value through other comprehensive income: :									
- Net change in fair value during the period		11,152	2,124	11,152	2,124	11,007	(262)	11,007	(262)
- Changes in allowance for expected credit losses		-	-	-	-	-	-	-	-
- Reclassification to profit or loss		(6,559)	4,597	(6,559)	4,597	-	-	-	-
Net gains/(losses) on financial investments at fair value through other comprehensive income:		4,593	6,721	4,593	6,721	11,007	(262)	11,007	(262)
Total comprehensive income/(loss) for the period, net of tax		10,007	12,383	9,949	12,015	14,356	2,160	14,253	1,797

**Condensed Statement of Financial Position
As at 30 June 2020**

In millions of Naira	Notes	Group		Bank	
		June 2020	December 2019	June 2020	December 2019
Assets					
Cash and balances with Central Bank of Nigeria	16	266,601	156,059	266,561	156,059
Due from Banks	17	26,263	69,361	26,263	69,361
Pledged financial assets	18	41,350	11,831	41,350	11,831
Derivative financial assets	19	2,236	-	2,236	-
Loans and advances to Customers	20	615,071	618,732	615,071	618,732
Investment securities:					
- Debt instruments at fair value through profit or loss	21(a)	8,105	8,317	8,105	8,317
- Debt instruments at fair value through other comprehensive income	21(b)	138,474	141,272	138,474	141,272
- Equity instruments at fair value through other comprehensive income	21(c)	5,849	5,470	5,849	5,470
- Debt instruments at amortised cost	21(d)	111,272	101,944	94,082	84,767
Investment in subsidiary	22	-	-	1	1
Other assets	23	35,969	28,581	35,969	28,581
Right-of-use asset	24	8,591	8,896	8,591	8,896
Investment Property	25	7,823	4,141	7,823	4,141
Property, plant and equipment	26	17,247	18,476	17,247	18,476
Intangible assets	27	1,705	1,933	1,705	1,933
Deferred tax assets	14(c)	6,971	6,971	6,971	6,971
		1,293,526	1,181,984	1,276,297	1,164,808
Non-Current asset held for sale	28	701	701	701	701
Total Assets		1,294,228	1,182,685	1,276,999	1,165,509
Liabilities					
Deposits from Banks	29	33,517	-	33,517	-
Deposits from Customers	30	915,232	892,660	915,232	892,660
Current income tax liabilities	14(b)	409	201	409	201
Other borrowed funds	31	82,341	82,702	82,341	82,702
Debt securities issue	32	56,790	42,655	39,849	25,709
Other liabilities	33	76,653	44,677	76,653	44,677
Lease Liability	34	70	65	70	65
Provisions	35	514	167	514	167
Total Liabilities		1,165,526	1,063,127	1,148,586	1,046,181
Equity					
Share capital	36	14,395	14,395	14,395	14,395
Share premium	36	42,759	42,759	42,759	42,759
Retained earnings		10,737	6,187	9,643	5,954
Other components of equity		60,810	56,217	61,616	56,220
Total equity		128,702	119,558	128,413	119,328
Total liabilities and equity		1,294,228	1,182,685	1,276,999	1,165,509

The consolidated and separate financial statements were approved by the Board of Directors on July 29, 2020 and signed on its behalf by:


Adebimpe Olambiwonnu, FCA
Finance Controller
FRC/2013/ICAN/00000001253


Abubakar Suleiman
Managing Director/ Chief Executive Officer
FRC/2013/CIBN/00000001275

Condensed Statement of changes in equity

For the period ended 30 June 2020

Group

	Share capital	Share premium	Fair value reserves	Share capital reserve	Regulatory risk reserves	SMIEIS reserve	AGSMEIS reserve	Statutory reserves	Total other component of equity	Retained earnings	Total
<i>In millions of Naira</i>											
Balance at 1 January 2020	14,395	42,759	6,559	5,276	21,371	235	1,155	21,622	56,217	6,187	119,558
Comprehensive income for the period	-	-	-	-	-	-	-	-	-	5,414	5,414
Other comprehensive income net of tax	-	-	4,593	-	-	-	-	-	4,593	-	4,593
Transfer to other reserve	-	-	-	-	-	-	-	-	-	-	-
Dividends to equity holders	-	-	-	-	-	-	-	-	-	(864)	(864)
Balance at 30 June 2020	14,395	42,759	11,152	5,276	21,371	235	1,155	21,622	60,810	10,737	128,702

	Share capital	Share premium	Fair value reserves	Share capital reserve	Regulatory risk reserves	SMIEIS reserve	AGSMEIS reserve	Other regulatory reserves	Total other component of equity	Retained earnings	Total
<i>In millions of Naira</i>											
Balance at 1 January 2019	14,395	42,759	(4,597)	5,276	22,260	235	682	20,098	43,953	(3,307)	97,800
Comprehensive income for the period	-	-	-	-	-	-	-	-	-	10,602	10,602
Other comprehensive income net of tax	-	-	11,156	-	-	-	-	-	11,156	-	11,156
Transfer to other reserve	-	-	-	-	(889)	-	473	1,524	1,108	(1,108)	(0)
Dividends to equity holders	-	-	-	-	-	-	-	-	-	-	-
Balance at 31 December 2019	14,395	42,759	6,559	5,276	21,371	235	1,155	21,622	56,216	6,187	119,558

Bank

	Share capital	Share premium	Fair value reserves	Share capital reserve	Regulatory risk reserves	SMIEIS reserve	AGSMEIS reserve	Other regulatory reserves	Total other component of equity	Retained earnings	Total
<i>In millions of Naira</i>											
Balance at 1 January 2020	14,395	42,759	6,559	5,276	21,371	235	1,155	21,624	56,220	5,954	119,328
Comprehensive income for the period	-	-	-	-	-	-	-	-	-	5,356	5,356
Other comprehensive income net of tax	-	-	4,593	-	-	-	-	-	4,593	-	4,593
Transfer to other reserve	-	-	-	-	-	-	-	803	803	(803)	-
Dividends to equity holders	-	-	-	-	-	-	-	-	-	(864)	(864)
Balance at 30 June 2020	14,395	42,759	11,152	5,276	21,371	235	1,155	22,428	61,616	9,643	128,413

	Share capital	Share premium	Fair value reserves	Share capital reserve	Regulatory risk reserves	SMIEIS reserve	AGSMEIS reserve	Other regulatory reserves	Total other component of equity	Retained earnings	Total
<i>In millions of Naira</i>											
Balance at 1 January 2019 ***	14,395	42,759	(4,597)	5,276	22,260	235	682	20,100	43,955	(3,101)	98,009
Impact of initial application of IFRS 9 ***	-	-	-	-	-	-	-	-	-	-	-
Transfer between reserves ***	-	-	-	-	-	-	-	-	-	-	-
Restated opening balance under IFRS 9	14,395	42,759	(4,597)	5,276	22,260	235	682	20,100	43,955	(3,101)	98,009
Comprehensive income for the year	-	-	-	-	-	-	-	-	-	10,163	10,163
Other comprehensive income net of tax	-	-	11,156	-	-	-	-	-	11,156	-	11,156
Transfer to other reserve	-	-	-	-	889	-	473	1,524	1,109	(1,109)	0
Dividends to equity holders	-	-	-	-	-	-	-	-	-	-	(0)
Balance at 31 December 2019	14,395	42,759	6,559	5,276	21,371	235	1,155	21,624	56,220	5,954	119,328

Condensed Statements of Cash Flow

For the period ended 30 June 2020

In millions of Naira	Notes	Group		Bank	
		June 2020	June 2019	June 2020	June 2019
Operating activities					
Profit before tax		5,678	6,001	5,620	5,633
Adjustment for non cash items:					
Credit loss expense	8	5,917	2,338	5,917	2,338
Impairment loss on other assets	8	540	91	540	91
Depreciation and amortisation	13	3,358	3,369	3,358	3,369
Gain on disposal of property and equipment	7	(7)	(20)	(7)	(20)
Movement in debt capital		-	1,765	-	1,177
Dividend received	7	(102)	(199)	(102)	(199)
Derivatives fair value changes		(2,236)	-	(2,236)	-
Net gain on investment securities at fair value through profit or loss		(108)	368	(108)	368
Net changes in other comprehensive income		(6,559)	4,597	(6,559)	4,597
		6,481	18,310	6,423	17,354
Changes in operating assets:					
Restricted balance with Central bank		(93,449)	(12,408)	(93,449)	(12,408)
Pledged assets		(29,519)	(782)	(29,519)	(782)
Derivative assets		(2,236)	-	(2,236)	-
Investment securities held for trading		212	(2,494)	212	(2,494)
Loans and advances to customers		2,966	(1,150)	2,966	(1,150)
Non-current assets held for sale		(0)	51	(0)	51
Other assets		(7,388)	(22,645)	(7,388)	(22,645)
		(122,933)	(21,117)	(122,991)	(22,073)
Changes in operating liabilities:					
Deposit from banks		33,517	7,229	33,517	7,229
Deposits from customers		22,572	57,992	22,572	57,992
Lease Liability		6	-	6	-
Other liabilities		31,976	208	31,976	208
		(34,862)	44,312	(34,920)	43,355
Cash generated from operations		(34,862)	44,312	(34,920)	43,355
Vat Paid		(410)	(430)	(410)	(430)
Net cash flows from operating activities		(35,272)	43,882	(35,330)	42,925
Investing activities					
Net proceed on fair value through profit or loss		(3,782)	-	(3,782)	-
Proceed from sale of debt instruments at FVOCI		495,303	247,588	495,303	247,588
Purchase of debt instruments at FVOCI		(543,707)	(232,083)	(543,707)	(232,083)
Redemption of debt investment at FVOCI		50,074	700	50,074	700
Redemption of debt investment held at amortised cost		(18)	9,081	-	9,053
Purchase of debt investment held at amortised cost		(75)	(403)	(75)	(222)
Purchase of property and equipment	26	(1,329)	(3,925)	(1,329)	(3,925)
Purchase of intangible assets	27	(144)	(509)	(144)	(509)
Proceeds from the sale of property and equipment		14	31	14	31
Dividend received	7	102	199	102	199
Net cash flows from/(used in) investing activities		(3,562)	20,680	(3,544)	20,833
Financing activities					
Proceeds from borrowing		3,605	5,704	3,605	5,704
Repayment of borrowing		(3,965)	(9,379)	(3,965)	(9,379)
Repayment from Debt securities		-	(22,389)	-	(21,480)
Proceed from Debt securities		14,333	-	14,333	-
Dividends paid to equity holders		(864)	-	(864)	-
Net cash flows from/(used in) financing activities		13,109	(26,063)	13,109	(25,155)
Effect of exchange rate changes on cash and cash equivalents		(280)	(115)	(280)	(115)
Net increase/(decrease) in cash and cash equivalents		(25,725)	38,498	(25,765)	38,603
Cash and cash equivalents at 1 January		103,294	67,774	103,294	67,667
Cash and cash equivalents at 31 March	37	77,289	106,157	77,249	106,155
Operational cash flow from Interest					
Interest Received		65,233	59,515	64,016	59,515
Interest Paid		(26,641)	(31,401)	(25,164)	(31,401)

Notes to the Consolidated and Separate Financial Statements
For the period ended 30 June 2020

1 Corporate information

Sterling Bank Plc, (formerly known as NAL Bank Plc) domiciled at 20 Marina Lagos was the pioneer merchant bank in Nigeria, established on 25 November 1960 as a private limited liability company, and was converted to a public limited liability company in April 1992.

Sterling Bank Plc (the "Bank") together with its subsidiary (collectively the "Group") is engaged in commercial banking with emphasis on retail and consumer banking, trade services, corporate, investment and non-interest banking activities. It also provides wholesale banking services including the granting of loans and advances, letter of credit transactions, money market operations, electronic and mobile banking products and other banking activities.

2 Accounting policies

2.1 (a) Basis of preparation and statement of compliance

The condensed consolidated and separate financial statements of the Bank and its subsidiary have been prepared in accordance with International Financial Reporting Standards (IFRS) as issued by the International Accounting Standards Board (IASB) and in the manner required by the Companies and Allied Matters Act of Nigeria, The Financial Reporting Council of Nigeria Act No 6, 2011, the Banks and Other Financial Institutions Act of Nigeria, and relevant Central Bank of Nigeria circulars.

The condensed consolidated and separate financial statements have been prepared on a historical cost basis, except for financial assets measured at fair value.

The condensed consolidated and separate financial statements are presented in Nigerian Naira and all values are rounded to the nearest million (N'million) except when otherwise indicated.

(b) Functional and Presentation currency

The consolidated and separate financial statements are presented in Nigerian Naira and all values are rounded to the nearest million (N'million) except when otherwise indicated.

(c) Basis of Consolidation

The consolidated financial statements comprise the financial statements of the Bank and its subsidiary as at 30 June 2020 Sterling Bank consolidates a subsidiary when it controls it. Control is achieved when the Bank is exposed, or has rights, to variable returns from its involvement with the investee and has the ability to affect those returns through its power over the investee.

Generally, there is a presumption that a majority of voting rights results in control. However, under individual circumstances, the Bank may still exercise control with less than 50% shareholding or may not be able to exercise control even with ownership over 50% of an entity's shares. When assessing whether it has power over an investee and therefore controls the variability of its returns, the Bank considers all relevant facts and circumstances, including:

- The purpose and design of the investee
- The relevant activities and how decisions about those activities are made and whether the Bank can direct those activities
- Contractual arrangements such as call rights, put rights and liquidation rights
- Whether the Bank is exposed, or has rights, to variable returns from its involvement with the investee, and has the power to affect the variability of such returns

Profit or loss and each component of OCI are attributed to the equity holders of the parent of the Group and to the non-controlling interests, even if this results in the non-controlling interests having a deficit balance.

When necessary, adjustments are made to the financial statements of subsidiaries to bring their accounting policies in line with the Group's accounting policies. All intra-group assets, liabilities, equity, income, expenses and cash flows relating to transactions between members of the Group are eliminated in full on consolidation.

A change in the ownership interest of a subsidiary, without a loss of control, is accounted for as an equity transaction.

If the Group loses control over a subsidiary, it derecognises the related assets (including goodwill), liabilities, non-controlling interest and other components of equity, while any resultant gain or loss is recognised in profit or loss. Any investment retained is recognised at fair value.

(d) Seasonality of operations

The impact of seasonality or cyclicity on operation is not regarded as significant to the condensed interim financial statement. The operation of the Group are expected to be even within the financial year.

(e) Issuance, repurchase and repayment of debts and equity securities

During the period under review, there was issuance of commercial paper that resulted in an external inflow into the Bank.

(f) Significant events after the end of the reporting period

The significant event that occurred during There were no significant events that occurred after 30 June 2020 that would necessitate a disclosure and/or adjustment to the interim results presented herein.

(g) Dividends

The Directors did not recommend the payment of any dividend for the Bank's interim results to 30 June 2020.

(h) Changes to accounting policy

Except as noted below, the accounting policies adopted are consistent with those of the previous financial period.

2.2 Summary of significant accounting policies

The accounting policies applied by the Bank in these condensed interim financial statements are the same as those applied by the Bank in its consolidated financial statements as at 31 December 2019 (unless otherwise stated). Below are the significant accounting policies.

(a) Right-of-use assets

The Group recognises right-of-use assets at the commencement date of the lease (i.e., the date the underlying asset is available for use). Right-of-use assets are measured at cost, less any accumulated depreciation and impairment losses, and adjusted for any remeasurement of lease liabilities. The cost of right-of-use assets includes the amount of lease liabilities recognised, initial direct costs incurred, and lease payments made at or before the commencement date less any lease incentives received. Right-of-use assets are depreciated on a straight-line basis over the lease term.

The right-of-use assets are presented in Note 24 and are subject to impairment in line with the Group's policy as described in Impairment of non-financial assets.

(b) Lease liabilities

Leases in which the Group does not transfer substantially all the risks and rewards incidental to ownership of an asset are classified as operating leases. Rental income arising is accounted for on a straight-line basis over the lease terms and is included in revenue in the statement of profit or loss due to its operating nature. Initial direct costs incurred in negotiating and arranging an operating lease are added to the carrying amount of the leased asset and recognised over the lease term on the same basis as rental income. Contingent rents are recognised as revenue in the period in which they are earned.

(c) Short-term leases and leases of low-value assets

The Bank applies the short-term lease recognition exemption to its short-term leases (i.e., those leases that have a lease term of 12 months or less from the commencement date and do not contain a purchase option). It also applies the lease of low-value (mainly ATM) assets recognition exemption to leases (i.e., below N2million). Lease payments on short term leases and leases of low-value assets are recognised as expense on a straight-line basis over the lease term.

(d) Financial instruments

The Group applied the classification and measurement requirements for financial instruments under IFRS 9 'Financial Instruments' for the period ended 30 June 2020.

- Recognition and initial measurement

Regular purchases and sales of financial assets and liabilities are recognised on the trade date. A financial asset or financial liability is measured initially at fair value plus or minus, for an item not at fair value through profit or loss, direct and incremental transaction costs that are directly attributable to its acquisition or issue. Transaction costs of financial assets and financial liabilities carried at fair value through profit or loss are expensed in profit or loss at initial recognition. Financial assets that are transferred to third parties but do not qualify for derecognition are presented in the statement of financial position as "pledged asset" if the transferee has the right to sell or re-pledge them.

- Classification of financial instruments

The Group classified its financial assets under IFRS 9, into the following measurement categories:

- Those to be measured at fair value through other comprehensive income (FVOCI) (either with or without recycling)
- Those to be measured at fair value through profit or loss (FVTPL); and
- Those to be measured at amortised cost.

The classification depends on the Group's business model for managing financial assets and the contractual cashflow characteristics of the financial asset (i.e solely payments of principal and interest- SPPI test). Directors determine the classification of the financial instruments at initial recognition.

The Group classifies its financial liabilities as liabilities at fair value through profit or loss and liabilities at amortised cost.

- Subsequent measurements

Debt instruments

The subsequent measurement of financial assets depend on its initial classification:

Amortised cost: A financial asset is measured at amortised cost if it meets both of the following conditions and is not designated as at FVTPL:

- The financial asset is held within a business model whose objective is to hold financial assets to collect contractual cash flows; and
- The contractual terms of the financial asset give rise on specified dates to cash flows that are solely payments of principal and interest on the principal amount outstanding.

The gain or loss on a debt investment that is subsequently measured at amortised cost and is not part of a hedging relationship is recognised in profit or loss when the asset is derecognised or impaired. Interest income from these financial assets is determined using the effective interest method and reported in profit or loss as 'Interest income'.

The amortised cost of a financial asset or liability is the amount at which the financial asset or liability is measured at initial recognition, minus principal repayments, plus or minus the cumulative amortisation using the effective interest method of any difference between the initial amount recognised and the maturity amount, minus any reduction for impairment.

Fair value through other comprehensive income (FVOCI): Investment in debt instrument is measured at FVOCI only if it meets both of the following conditions and is not designated as at FVTPL:

- the asset is held within a business model whose objective is achieved by both collecting contractual cash flows and selling financial assets; and
- the contractual terms of the financial asset give rise on specified dates to cash flows that are solely payments of principal and interest on the principal amount outstanding.

The debt instrument is subsequently measured at fair value. Gains and losses arising from changes in fair value are included in other comprehensive income (OCI) and accumulated in a separate component of equity. Impairment gains or losses, interest revenue and foreign exchange gains and losses are recognised in profit and loss. Upon disposal or derecognition, the cumulative gain or loss previously recognised in OCI is reclassified from equity to profit or loss and recognised in other operating income. Interest income from these financial assets is determined using the effective interest method and recognised in profit or loss as 'Interest income'.

The measurement of credit impairment is based on the three-stage expected credit loss model as applied to financial assets at amortised cost.

Fair value through profit or loss (FVTPL): Financial assets that do not meet the criteria for amortised cost or FVOCI are measured at fair value through profit or loss. The gain or loss arising from changes in fair value of a debt investment that is subsequently measured at fair value through profit or loss and is not part of a hedging relationship is included directly in the profit or loss and reported as 'Net trading income in the period in which it arises. Interest income from these financial assets is recognised in profit or loss as 'Interest income'.

Equity instruments

The Group subsequently measures all equity investments at fair value. For equity investment that is not held for trading, the Group may irrevocably elect to present subsequent changes in fair value in OCI. This election is made on an investment-by-investment basis. Where the Group's management has elected to present fair value gains and losses on equity investments in other comprehensive income, there is no subsequent reclassification of fair value gains and losses to profit or loss. Dividends from such investments continue to be recognised in profit or loss as other operating income when the Group's right to receive payments is established unless the dividend clearly represents a recovery of part of the cost of the investment. All equity financial assets are classified as measured at FVOCI. Where the Group has elected to present fair value gains and losses on equity investments in other comprehensive income, there is no subsequent reclassification of fair value gains and losses to profit or loss.

- Business model assessment

The Group makes an assessment of the objective of a business model in which an asset is held at a portfolio level because this best reflects the way the business is managed and information is provided to management. The information considered includes:

- 1) The stated policies and objectives for the portfolio and the operation of those policies in practice. In particular, whether management's strategy focuses on earning contractual interest revenue, maintaining a particular interest rate profile, matching the duration of the financial assets to the duration of the liabilities that are funding those assets or realising cash flows through the sale of the assets;
- 2) How the performance of the portfolio is evaluated and reported to the Group's management;
- 3) The risks that affect the performance of the business model (and the financial assets held within that business model) and how those risks are managed;
- 4) How managers of the business are compensated e.g. whether compensation is based on the fair value of the assets managed or the contractual cash flows collected; and
- 5) The frequency, volume and timing of sales in prior periods, the reasons for such sales and its expectations about future sales activity. However, information about sales activity is not considered in isolation, but as part of an overall assessment of how the Group's stated objective for managing the financial assets is achieved and how cash flows are realised.

Financial assets that are held for trading or managed and whose performance is evaluated on a fair value basis are measured at FVTPL because they are neither held to collect contractual cash flows nor held both to collect contractual cash flows and to sell financial assets.

Assessment of whether contractual cash flows are solely payments of principal and interest on principal

For the purposes of this assessment, 'principal' is defined as the fair value of the financial asset on initial recognition. 'Interest' is defined as consideration for the time value of money and for the credit risk associated with the principal amount outstanding during a particular period of time and for other basic lending risks and costs (e.g. liquidity risk and administrative costs), as well as profit margin.

In assessing whether the contractual cash flows are solely payments of principal and interest, the Group considers the contractual terms of the instrument. This includes assessing whether the financial asset contains a contractual term that could change the timing or amount of contractual cash flows such that it would not meet this condition. In making the assessment, the Group considers:

- contingent events that would change the amount and timing of cash flows;
- leverage features;
- prepayment and extension terms;
- terms that limit the Group's claim to cash flows from specified assets (e.g. non-recourse asset arrangements); and
- Features that modify consideration of the time value of money – e.g. periodical reset of interest rates.

The Group holds a portfolio of long-term fixed rate loans for which the Group has the option to revise the interest rate at future dates. These reset rights are limited to the market rate at the time of revision. The right to reset the rates of the loans based on the revision in market rates are part of the contractually agreed terms on inception of the loan agreement, therefore the borrowers are obligated to comply with the reset rates without any option of repayment of the loans at par at any reset date. The Group has determined that the contractual cash flows of these loans are solely payments of principal and interest because the option varies with the interest rate in a way that is considered a consideration for the time value of money, credit risk, other basic lending risks and costs associated with the principal amount outstanding. Financial assets with embedded derivatives are considered in their entirety when determining whether their cash flows are solely payment of principal and interest.

- Reclassifications

Financial assets are not reclassified subsequent to their initial recognition, except in the period after the Group changes its business model for managing financial assets that are debt instruments. A change in the objective of the Group's business occurs only when the Group either begins or ceases to perform an activity that is significant to its operations (e.g., via acquisition or disposal of a business line).

The following are not considered to be changes in the business model:

- A change in intention related to particular financial assets (even in circumstances of significant changes in market conditions)
- A temporary disappearance of a particular market for financial assets
- A transfer of financial assets between parts of the entity with different business models

When reclassification occurs, the Group reclassifies all affected financial assets in accordance with the new business model. Reclassification is applied prospectively from the 'reclassification date'. Reclassification date is 'the first day of the first reporting period following the change in business model. Gains, losses or interest previously recognised are not restated when reclassification occurs.

The Group may only sell insignificant portion of debt instruments measured at amortised cost frequently without triggering a change in business model. If the Group sells significant portions, this will not be more than twice a year subject to cases of unlikely to reoccur events such as:

- Run on the Bank/stressed liquidity scenarios
- Credit risk event i.e. perceived issuer default
- In the event of merger and takeover, the Bank may sell portion of the portfolio if the security holdings violates set limits
- Other one-off events

Significance is defined to mean 5% of the portfolio value and subject to the policy on frequency above.

The Group may sell debt instruments measured at amortised cost without triggering a change in business model if the sale is due to deterioration in the credit quality of the financial assets or close to maturity. A financial asset is said to be close to maturity if the outstanding tenor of the financial asset from the time of issue is 25% or less of the original tenor.

Sales close to maturity are acceptable if the proceeds from the sales approximate the collection of the remaining contractual cash flows. At the point of sale an assessment will be conducted to determine whether there is more than 10% different from the remaining cash flows.

- Modifications of financial assets and financial liabilities

Financial assets

If the terms of a financial asset are modified, the Group evaluates whether the cash flows of the modified asset are substantially different. If the cash flows are substantially different, then the contractual rights to cash flows from the original financial asset are deemed to have expired. In this case, the original financial asset is derecognised and a new financial asset is recognised at fair value. Any difference between the amortised cost and the present value of the estimated future cash flows of the modified asset or consideration received on derecognition is recorded as a separate line item in profit or loss as 'gains and losses arising from the derecognition of financial assets measured at amortised cost'.

If the cash flows of the modified asset carried at amortised cost are not substantially different, then the modification does not result in derecognition of the financial asset. In this case, the Group recalculates the gross carrying amount of the financial asset and recognises the amount arising from adjusting the gross carrying amount as a modification gain or loss in profit or loss as part of impairment charge for the period.

Financial liabilities

The Group derecognises a financial liability when its terms are modified and the cash flows of the modified liability are substantially different. This occurs when the discounted present value of the cash flows under the new terms, including any fees paid net of any fees received and discounted using the original effective interest rate, is at least 10 percent different from the discounted present value of the remaining cash flows of the original financial liability. In this case, a new financial liability based on the modified terms is recognised at fair value. The difference between the carrying amount of the financial liability extinguished and the new financial liability with modified terms is recognised in profit or loss. If an exchange of debt instruments or modification of terms is accounted for as an extinguishment, any costs or fees incurred are recognised as part of the gain or loss on the extinguishment. If the exchange or modification is not accounted for as an extinguishment (i.e the modified liability is not substantially different), any costs or fees incurred adjust the carrying amount of the liability and are amortised over the remaining term of the modified liability.

- Impairment of financial assets

IFRS 9 impairment requirements are based on an expected credit loss model, replacing the incurred loss model under IAS 39. Key changes in the Group's accounting policy for impairment of financial assets are listed below.

The Group applies a three-stage approach to measuring expected credit losses (ECL) on debt instruments accounted for at amortised cost, FVOCI, loan commitment and financial guarantee contracts. Assets migrate through the following three stages based on the change in credit quality since initial recognition:

i) Stage 1: 12-months ECL

For exposures where there has not been a significant increase in credit risk since initial recognition and that are not credit-impaired upon origination, the portion of the lifetime ECL associated with the probability of default events occurring within the next 12 months is recognised. Interest revenue is calculated by applying the effective interest rate to the gross carrying amount.

ii) Stage 2: Lifetime ECL - not credit-impaired

For credit exposures where there has been a significant increase in credit risk since initial recognition but are not credit-impaired, a lifetime ECL is recognised. Interest revenue is calculated by applying the effective interest rate to the gross carrying amount.

iii) Stage 3: Lifetime ECL - credit-impaired

Financial assets are assessed as credit-impaired when one or more events that have a detrimental impact on the estimated future cash flows of that asset have occurred. As this uses the same criteria as under IAS 39, the Group's methodology for specific provisions remains unchanged. For financial assets that have become credit-impaired, a lifetime ECL is recognised and interest revenue is calculated by applying the effective interest rate to the amortised cost rather than the gross carrying amount.

At each reporting date, the Group assesses whether there has been a significant increase in credit risk for financial assets since initial recognition by comparing the risk of default occurring over the expected life between the reporting date and the date of initial recognition.

In determining whether credit risk has increased significantly since initial recognition, the Group uses its internal credit risk grading system, external risk ratings and forecast information to assess deterioration in credit quality of a financial asset.

The Group assesses whether the credit risk on a financial asset has increased significantly on an individual or collective basis. For the purposes of a collective evaluation of impairment, financial assets are grouped on the basis of shared credit risk characteristics, taking into account instrument type, credit risk ratings, date of initial recognition, remaining term to maturity, industry, geographical location of the borrower and other relevant factors.

The amount of ECL is measured as the probability-weighted present value of all cash shortfalls over the expected life of the financial asset discounted at its original effective interest rate. The cash shortfall is the difference between all contractual cash flows that are due to the Group and all the cash flows that the Group expects to receive. The amount of the loss is recognised using an allowance for credit losses account

The Group considers its historical loss experience and adjusts this for current observable data. In addition, the Group uses reasonable and supportable forecasts of future economic conditions including experienced judgment to estimate the amount of an expected impairment loss. IFRS 9 introduces the use of macroeconomic factors which include, but is not limited to, unemployment, interest rates, gross domestic product, inflation and commercial property prices, and requires an evaluation of both the current and forecast direction of the economic cycle. Incorporating forward looking information increases the level of judgement as to how changes in these macroeconomic factors will affect ECL. The methodology and assumptions including any forecasts of future economic conditions are reviewed regularly.

If, in a subsequent period, credit quality improves and reverses any previously assessed significant increase in credit risk since origination, depending on the stage of the life time 2 or stage 3 of the ECL bucket, the Group would continue to monitor such financial assets for a probationary period of 90 days to confirm if the risk of default has decreased sufficiently before upgrading such exposure from life time ECL (Stage 2) to 12- months ECL (Stage 1). In addition to 90 days probationary period above, the Group also observes a further probationary period of 90 days to upgrade from Stage 3 to 2. This means a probationary period of 180 days will be observed before upgrading financial assets from lifetime ECL (Stage 3) to 12 months ECL (Stage 1).

In the case of the new asset category for debt instruments measured at FVOCI, the measurement of ECL is based on the three-stage approach as applied to financial assets at amortised cost. The Group recognises the impairment charge in profit or loss, with the corresponding amount recognised in other comprehensive income, with no reduction in the carrying amount in the statement of financial position.

- Impairment of non-financial assets

In respect of other assets, impairment losses recognised in prior periods are assessed at each reporting date for any indications that the loss has decreased or no longer exists. An impairment loss is reversed if there has been a change in the estimates used to determine the recoverable amount. An impairment loss is reversed only to the extent that the asset's carrying amount does not exceed the carrying amount that would have been determined, net of depreciation or amortisation, if no impairment loss had been recognised.

Investment properties

Investment properties are measured initially at cost, including transaction costs. Subsequently, investment properties are carried at historical cost less accumulated depreciation and impairment. The fair value and valuation inputs of the investment property are also disclosed in note 25 in accordance with IAS 40.

The investment properties consist of buildings which are depreciated on a straight-line basis over their useful life of 50 years.

Investment properties are measured initially at cost, including transaction costs. Subsequently, investment properties are carried at historical cost less accumulated depreciation and impairment. The fair value and valuation inputs of the investment property are also disclosed in note 25 in accordance with IAS 40.

Investment properties are derecognized either when they have been disposed of (i.e., at the date the recipient obtains control) or when they are permanently withdrawn from use and no future economic benefit is expected from their disposal. The difference between the net disposal proceeds and the carrying amount of the asset is recognized in profit or loss in the period of derecognition.

Transfers are made to (or from) investment property only when there is a change in use. For a transfer from investment property to owner-occupied property, the deemed cost for subsequent accounting is the carrying amount at the date of change in use. If owner-occupied property becomes an investment property, the Group accounts for such property in accordance with the policy stated under property, plant and equipment up to the date of change in use.

(e) Interest Income and Expense

Interest income and expenses are recognised in profit or loss using the effective interest method. The effective interest rate is the rate that exactly discounts estimated future cash payments or receipts through the expected life of the financial instrument to:

- The gross carrying amount of the financial asset; or
- The amortised cost of the financial liability.

When calculating the effective interest rate for financial instruments other than credit-impaired assets, the Group estimates future cash flows considering all contractual terms of the financial instrument, but not expected credit losses. For credit-impaired financial assets, a credit-adjusted effective interest rate is calculated using estimated future cash flows including expected credit losses.

The calculation of the effective interest rate includes transaction costs and fees paid or received that are integral part of the effective interest rate. Transaction costs include incremental costs that are directly attributable to the acquisition or issue of a financial asset or financial liability.

(f) Amortised cost and gross carrying amount

The amortised cost of a financial asset or financial liability is the amount at which the financial asset or financial liability is measured on initial recognition minus the principal repayments, plus or minus the cumulative amortisation using the effective interest method of any difference between the initial amount and the maturity amount and, for financial assets, adjusted for any expected credit loss allowance.

The gross carrying amount of a financial asset is the amortised cost of a financial asset before adjusting for any expected credit loss allowance

(g) Calculation of interest income and expenses

In calculating interest income and expense, the effective interest rate is applied to the gross carrying amount of the asset (when the asset is not credit-impaired) or to the amortised cost of the liability. However, for financial assets that have become credit-impaired subsequent to initial recognition, interest income is calculated by applying the effective interest rate to the net carrying amount of the financial asset. If the asset is no longer credit-impaired, then the calculation of interest income reverts to the gross basis.

For financial assets that are credit-impaired on initial recognition, interest income is calculated by applying the credit-adjusted effective interest rate to the amortised cost of the asset. The calculation of interest income does not revert to a gross basis, even if the credit risk of the asset improves.

(h) Presentation

Interest income and expense presented in the profit or loss includes:

- interest on financial assets and financial liabilities measured at amortised cost calculated on an effective interest basis;
- interest on debt instruments measured at FVOCI calculated on an effective interest basis;

Interest income and expense on all trading assets and liabilities are considered to be incidental to the Group's trading operations and are presented together with all other changes in the fair value of trading assets and liabilities in Net trading income on financial instruments classified as held for trading.

Interest income and expense on other financial assets and financial liabilities at FVTPL are presented in interest income or interest expense.

(i) Non-interest income and non-interest expense

Sharia income

Included in interest income and expense are sharia income and expense. The Group's income as a fund manager (mudharib) consists of income and expense from Mudaraba and Hajj transactions, income from profit sharing of Sukuk and Mudaraba financing and other operating income.

Mudaraba income by deferred payment or by installment is recognised during the period of the contract based on effective method (annuity).

Profit sharing income from Mudaraba is recognised in the period when the rights arise in accordance with agreed sharing ratio, and the recognition based on projection of income is not allowed.

(j) Fees and commission income and expense

Unless included in the effective interest calculation, fees and commissions are recognised on an accruals basis as the service is provided. Fees and commissions not integral to effective interest arising from negotiating, or participating in the negotiation of, a transaction from a third party, such as the acquisition of loans, shares or other securities or the purchase or sale of businesses, are recognised on completion of the underlying transaction. Portfolio and other management advisory and service fees are recognised based on the applicable service contracts.

The same principle is applied to the recognition of income from wealth management, financial planning and custody services that are continuously provided over an extended period of time.

(k) Net trading income

Net trading income comprises gains less losses related to trading assets and liabilities, and includes all realised and unrealised fair value changes, dividends and foreign exchange differences

(l) Dividend income

Dividend income is recognised when the right to receive income is established. Dividends on trading equities are reflected as a component of net trading income. Dividend income on equity instruments

(m) Cash and cash equivalents

Cash and cash equivalents include notes and coins in hand, unrestricted balances held with central banks, operating accounts with other banks, amount due from other banks and highly liquid financial assets with original maturities of three months or less from the acquisition date, which are subject to insignificant risk of changes in their fair value, and are used by the Group in the management of its short-term commitments.

(n) Property, plant and equipment

Recognition and measurement

Items of property, plant and equipment are measured at cost less accumulated depreciation and accumulated impairment losses.

Cost includes expenditures that are directly attributable to the acquisition of the asset. The cost of self-constructed assets includes the cost of materials and direct labour, any other costs directly attributable to bringing the assets to a working condition for their intended use, the costs of dismantling and removing the items and restoring the site on which they are located and capitalised borrowing costs. Purchased software that is integral to the functionality of the related equipment is capitalised as part of equipment.

When parts of an item of property or equipment have different useful lives, they are accounted for as separate items (major components) of property, plant and equipment.

The gain or loss on disposal of an item of property, plant and equipment is determined by comparing the proceeds from disposal with the carrying amount of the item of property, plant and equipment, and is recognised in other income/other expenses in profit or loss.

Subsequent costs

The cost of replacing a component of an item of property or equipment is recognised in the carrying amount of the item if it is probable that the future economic benefits embodied within the part will flow to the Group and its cost can be measured reliably. The carrying amount of the replaced part is derecognised. The costs of the day-to-day servicing of property, plant and equipment are recognised in profit or loss as incurred.

Depreciation

Depreciation is recognised in profit or loss on a straight-line basis to write down the cost of each asset, to their residual values over the estimated useful lives of each part of an item of property, plant and equipment. Leased assets under finance lease are depreciated over the shorter of the lease term and their useful lives.

Depreciation begins when an asset is available for use and ceases at the earlier of the date that the asset is derecognised or classified as held for sale in accordance with IFRS 5 -Noncurrent Assets Held for Sale and Discontinued Operations. A non-current asset or disposal group is not depreciated while it is classified as held for sale.

During the period, the Group reviewed the estimated useful life of its leasehold land and computer equipment. The Group estimated useful life of its leasehold land as unlimited on the basis that it is reasonably certain that the lessors (State Governments) will renew the lease upon expiration and that the substance of the lease is that the Group has ownership of the land, not a right to use the land for a predefined period. Consequently, the Group has discontinued depreciation of the leasehold land.

The prior applicable estimate of 3years for computer equipment resulted from Business combination embarked upon by the Group in 2005. Upon review of the current trend and use, it has become necessary that the current estimates be revised as it has become obsolete due to the active useful life of the item. The Bank acquires quality assets either directly from the Original Equipment Manufacturers (OEMs) or their accredited representatives with a warranty period of not less than 5years. Over time, it has been observed that an average computer equipment usage spans over 5years before major repairs, hence, change in accounting estimate to 5years.

The estimated useful lives for property, plant and equipment are as follows:

Leasehold buildings	50 years
Computer equipment	5 years
Furniture, fittings & equipment	5 years
Motor vehicles	4 years
Leasehold improvements	10 years

Capital work in progress consists of items of property, plant and equipment that are not yet available for use. Capital work in progress is not depreciated, it is transferred to the relevant asset category upon completion.

Depreciation methods, useful lives and residual values are reassessed at each reporting date and adjusted if applicable.

De-recognition

An item of property, plant and equipment is derecognised on disposal or when no future economic benefits are expected from its use or disposal. Any gain or loss arising on de-recognition of the asset (calculated as the difference between the net disposal proceeds and the carrying amount of the asset) is included in profit or loss in the period the asset is derecognised.

Non-current assets held for sale

Non-current assets classified as held for sale are measured at the lower of their carrying amount and fair value less costs to sell. Non-current assets are classified as held for sale if their carrying amounts will be recovered principally through a sale transaction rather than through continuing use. This condition is regarded as met only when the sale is highly probable and the asset is available for immediate sale in its present condition, management has committed to the sale, and the sale is expected to have been completed within one year from the date of classification. The group classifies repossessed assets as non-current assets held for sale as it intends to recover these assets primarily through sales transactions.

A non-current asset ceases to be classified as held for sale if the criteria mentioned above are no longer met. A non-current asset that ceases to be classified as held for sale is measured at the lower of

- (i) its carrying amount before the asset (or disposal group) was classified as held for sale or for distribution, adjusted for any depreciation, amortisation or revaluations that would have been recognised had the asset (or disposal group) not been so classified; and
- (ii) its recoverable amount at the date of the subsequent decision not to sell or distribute.

2.3 Going Concern

The Group's management has made an assessment of its ability to continue as a going concern and is satisfied that it has the resources to continue in the business from issuance of this report. Furthermore, management is not aware of any material uncertainties that may cast significant doubt upon the Group's ability to continue as a going concern. Therefore, the consolidated and separate financial statements continue to be prepared on the going concern basis.

2.4 New standards and interpretation issued but not yet effective

New standards have been issued but are not yet effective for the period ended 30 June 2020; thus, it has not been applied in preparing these financial statements. The Group intends to adopt the standards below when they become effective:

IFRS 17 — Insurance Contracts

In May 2017, the IASB issued IFRS 17 Insurance Contracts (IFRS 17), a comprehensive new accounting standard for insurance contracts covering recognition and measurement, presentation and disclosure. Once effective, IFRS 17 will replace IFRS 4 Insurance Contracts (IFRS 4) that was issued in 2005. IFRS 17 applies to all types of insurance contracts (i.e., life, non-life, direct insurance and re-insurance), regardless of the type of entities that issue them, as well as to certain guarantees and financial instruments with discretionary participation features.

A few scope exceptions will apply. The overall objective of IFRS 17 is to provide an accounting model for insurance contracts that is more useful and consistent for insurers. In contrast to the requirements in IFRS 4, which are largely based on grandfathering previous local accounting policies, IFRS 17 provides a comprehensive model for insurance contracts, covering all relevant accounting aspects. The core of IFRS 17 is the general model, supplemented by:

- A specific adaptation for contracts with direct participation features (the variable fee approach)
- A simplified approach (the premium allocation approach) mainly for short-duration contracts

IFRS 17 is effective for reporting periods beginning on or after 1 January 2021, with comparative figures required. Early application is permitted, provided the entity also applies IFRS 9 and IFRS 15 on or before the date it first applies IFRS 17.

IFRS 17 will have no impact on the Bank, as it does not issue insurance contract.

Amendments to IFRS 3: Definition of a Business

In October 2018, the IASB issued amendments to the definition of a business in IFRS 3 Business Combinations to help entities determine whether an acquired set of activities and assets is a business or not. They clarify the minimum requirements for a business, remove the assessment of whether market participants can replace any missing elements, add guidance to help entities assess whether an acquired process is substantive, narrow the definitions of a business and of outputs, and introduce an optional fair value concentration test. Since the amendments apply prospectively to transactions or other events that occur on or after the date of first application, the Bank will not be affected by these amendments on the date of transition.

Amendments to IAS 1 and IAS 8: Definition of Material

In October 2018, the IASB issued amendments to IAS 1 Presentation of Financial Statements and IAS 8 Accounting Policies, Changes in Accounting Estimates and Errors to align the definition of 'material' across the standards and to clarify certain aspects of the definition. The new definition states that, 'Information is material if omitting, misstating or obscuring it could reasonably be expected to influence decisions that the primary users of general purpose financial statements make based on those financial statements, which provide financial information about a specific reporting entity'.

The amendments to the definition of material is not expected to have a significant impact on the Bank's consolidated financial statements.

Interest Rate Benchmark Reform - Amendments to IFRS 9, IAS 39 and IFRS 7

In September 2019, the IASB issued amendments to IFRS 9, IAS 39 and IFRS 7 Financial Instruments: Disclosures, which concludes phase one of its work to respond to the effects of Interbank Offered Rates (IBOR) reform on financial reporting.

The amendments provide temporary reliefs which enable hedge accounting to continue during the period of uncertainty before the replacement of an existing interest rate benchmark with an alternative nearly risk-free interest rate (an RFR).

The amendments include a number of reliefs, which apply to all hedging relationships that are directly affected by the interest rate benchmark reform. A hedging relationship is affected if the reform gives rise to uncertainties about the timing and/or amount of benchmark-based cash flows of the hedged item or the hedging instrument.

Application of the reliefs is mandatory. The first three reliefs provide for:

The assessment of whether a forecast transaction (or component thereof) is highly probable.

Assessing when to reclassify the amount in the cash flow hedge reserve to profit and loss .

The assessment of the economic relationship between the hedged item and the hedging instrument.

For each of these reliefs, it is assumed that the benchmark on which the hedged cash flows are based (whether or not contractually specified) and/or, for relief three, the benchmark on which the cash flows of the hedging instrument are based, are not altered as a result of IBOR reform.

A fourth relief provides that, for a benchmark component of interest rate risk that is affected by IBOR reform, the requirement that the risk component is separately identifiable need be met only at the inception of the hedging relationship. Where hedging instruments and hedged items may be added to or removed from an open portfolio in a continuous hedging strategy, the separately identifiable requirement need only be met when hedged items are initially designated within the hedging relationship.

To the extent that a hedging instrument is altered so that its cash flows are based on an RFR, but the hedged item is still based on IBOR (or vice versa), there is no relief from measuring and recording any ineffectiveness that arises due to differences in their changes in fair value.

The amendments to IAS 39

The corresponding amendments are consistent with those for IFRS 9, but with the following differences:

For the prospective assessment of hedge effectiveness, it is assumed that the benchmark on which the hedged cash flows are based (whether or not it is contractually specified) and/or the benchmark on which the cash flows of the hedging instrument are based, are not altered as a result of IBOR reform.

For the retrospective assessment of hedge effectiveness, to allow the hedge to pass the assessment even if the actual results of the hedge are temporarily outside the 80%-125% range, during the period of uncertainty arising from IBOR reform.

For a hedge of a benchmark portion (rather than a risk component under IFRS 9) of interest rate risk that is affected by IBOR reform, the requirement that the portion is separately identifiable need be met only at the inception of the hedge.

Transition

The amendments must be applied retrospectively. However, any hedge relationships that have previously been de-designated cannot be reinstated upon application, nor can any hedge relationships be designated with the benefit of hindsight. Effective for annual periods beginning on or after 1 January 2020. Early application is permitted and must be disclosed.

2.5 Segment Information

Segment information is presented in respect of the Group's strategic business units which represents the segment reporting format and is based on the Group's management and reporting structure.

- a. All non-current assets are located in the country of domicile and revenues earned are within same country.
- b. Reportable segment

The Group has six reportable segments; Corporate Banking, Retail Banking, Commercial Banking, Institutional Banking, Non-interest Banking (NIB) and Sterling SPV which are the Bank's strategic business units. The strategic business units offer different products and services, and are managed separately based on the Group's management and internal reporting structure. For each of the strategic business units, the Executive Management Committee reviews internal management reports on a monthly basis.

The following summary describes the operations in each of the Group's reportable segments:

- Corporate banking provides banking solutions to multinational companies and other financial institutions.
- Institutional banking provides banking solutions to various levels of government, their parastatals, agencies and contractors.
- Retail and Commercial banking provides banking solutions to individuals, small businesses, partnerships and commercial entities among others.
- Treasury conducts the Group's financial advisory and securities trading activities.
- Non-Interest banking provides solutions that are consistent with Islamic laws and guided by Islamic economics
- Sterling SPV business objective is to raise or borrow money by the issue of bonds or other debt instruments

All transactions between business segments are conducted on an arm's length basis, internal charges and transfer pricing adjustments are reflected in the performance of each business.

The Executive Management Committee monitors the operating results of its business units separately for the purpose of making decisions about resource allocation and performance assessment. Segment performance is evaluated based on operating profits or losses and is measured consistently with operating profits or losses in the financial statements.

No revenue from transactions with a single external customer or counterparty amounted to 10% or more of the Group's total revenue in the period (2019: none).

Segment Information continued

	Retail Banking	Commercial Banking	Institutional Banking	Corporate & Investment Banking	Non-Interest Banking	SPV	Total
In millions of Naira							
For the period ended 30 June 2020							
Interest income and NIB income	9,558	8,995	14,870	22,899	1,915	1,217	59,454
Interest expenses and NIB expense	(1,986)	(4,307)	(4,533)	(13,120)	(866)	(1,156)	(25,968)
Net interest income/NIB margin	7,572	4,688	10,337	9,778	1,050	61	33,486
Net Fees and commission income	2,038	544	1,035	1,679	10	-	5,305
Depreciation of property & Equipment	(2,295)	(169)	(186)	(524)	(183)	-	(3,358)
Impairment	(967)	(761)	(280)	(4,332)	(117)	-	(6,457)
Operating expenses	(6,238)	(3,090)	(8,479)	(10,446)	(517)	(3)	(28,773)
Segment Profit (loss)	1,532	1,592	3,204	(1,167)	459	58	5,678
For the period ended 30 June 2020							
Assets:							
Capital expenditure							
Property, plant and equipment/Intangible	768	126	142	271	22	-	1,329
Intangible segment assets	144	-	-	-	-	-	144
Total Assets	120,773	101,167	207,282	796,797	50,975	17,234	1,294,228
Total Liabilities	347,290	234,558	239,154	286,378	41,205	16,941	1,165,526
In millions of Naira							
For the period ended 30 June 2019							
Interest income and NIB income	4,168	9,605	13,384	31,533	2,221	1,200	62,110
Interest expenses and NIB expense	2,014	(5,880)	(4,752)	(21,379)	(868)	(832)	(31,697)
Net interest income/NIB margin	6,181	3,725	8,632	10,154	1,353	368	30,413
Fees and Commission income	2,341	900	3,331	916	58	-	7,546
Depreciation of property & Equipment	(2,512)	(212)	(223)	(361)	(61)	-	(3,369)
Impairment	(215)	(1,562)	(274)	(326)	(52)	-	(2,429)
Segment Profit (loss)	2,068	(249)	4,994	(1,971)	791	368	6,001
For the period ended 31 December 2019							
Assets:							
Capital expenditure							
Property, plant and equipment	3,490	993	1,122	2,010	237	-	7,852
Intangible segment assets	371	-	-	-	-	-	371
Total Assets	93,451	102,496	200,757	726,152	42,651	17,178	1,182,685
Total Liabilities	201,566	214,676	259,987	336,500	33,454	16,943	1,063,127

3	Interest income	Group		Bank		Group		Bank	
		June 2020	June 2019	June 2020	June 2019	Quarter 2 2020	Quarter 2 2019	Quarter 2 2020	Quarter 2 2019
	<i>In millions of Naira</i>								
	Cash and cash equivalent	271	595	271	595	135	248	135	248
	Debt instruments at FVOCI	7,664	4,741	7,664	4,741	3,888	2,020	3,888	2,020
	Debt instruments at amortised cost	6,253	8,691	5,036	7,491	3,012	4,654	2,411	4,044
	Loan and advances to customers	45,266	48,083	45,266	48,083	24,022	24,397	24,022	24,397
		<u>59,454</u>	<u>62,110</u>	<u>58,237</u>	<u>60,910</u>	<u>31,057</u>	<u>31,319</u>	<u>30,456</u>	<u>30,709</u>
4	Interest Expense								
	<i>In millions of Naira</i>								
	Deposits from banks	816	348	816	348	526	217	526	217
	Deposits from customers	18,220	22,661	18,220	22,661	8,983	11,500	8,983	11,500
	Other borrowed funds	3,329	3,500	3,329	3,500	1,581	1,644	1,581	1,644
	Debt securities	3,603	5,188	2,447	4,356	1,930	2,474	1,362	2,227
		<u>25,968</u>	<u>31,697</u>	<u>24,812</u>	<u>30,865</u>	<u>13,020</u>	<u>15,835</u>	<u>12,452</u>	<u>15,588</u>
5	Net Fees and commission income								
	Fees and commission income								
	<i>In millions of Naira</i>								
	Facility management fees	789	618	789	618	367	244	367	244
	Account Maintenance Fee	800	805	800	805	406	402	406	402
	Commissions and similar income	330	710	330	710	218	438	218	438
	E-business commission and fees	2,574	3,358	2,574	3,358	1,211	1,836	1,211	1,836
	Commission on letter of credit and Off Balance Sheet transactions	597	587	597	587	198	278	198	278
	Other fees and commission (See note below)	2,197	3,673	2,197	3,673	942	1,849	942	1,849
		<u>7,287</u>	<u>9,751</u>	<u>7,287</u>	<u>9,751</u>	<u>3,342</u>	<u>5,047</u>	<u>3,342</u>	<u>5,047</u>
	Fees and commission expense								
	E-business expense	(1,982)	(2,205)	(1,982)	(2,205)	(956)	(984)	(956)	(984)
		<u>5,305</u>	<u>7,546</u>	<u>5,305</u>	<u>7,546</u>	<u>2,386</u>	<u>4,063</u>	<u>2,386</u>	<u>4,063</u>
	Other fees and commissions above excludes amounts included in determining effective interest rate on financial assets that are not at fair value through profit or loss.								
6	Net trading income								
	<i>In millions of Naira</i>								
	Foreign exchange trading	63	284	63	284	137	312	137	312
	Bonds - FVPL	1,017	91	1,017	91	530	61	530	61
	Treasury bills - FVPL	2,866	776	2,866	776	2,295	343	2,295	343
		<u>3,946</u>	<u>1,151</u>	<u>3,946</u>	<u>1,151</u>	<u>2,962</u>	<u>717</u>	<u>2,962</u>	<u>717</u>
7	Other operating income								
	<i>In millions of Naira</i>								
	Rental income	184	87	184	87	90	43	90	43
	Other sundry income	782	534	782	534	532	316	532	316
	Foreign exchange revaluation	67	-	67	-	67	(37)	67	(37)
	Dividends on equity securities	102	199	102	199	102	199	102	199
	Gains on disposal of property, plant and equipment accounts	7	20	7	20	4	17	4	17
		<u>387</u>	<u>647</u>	<u>387</u>	<u>647</u>	<u>118</u>	<u>388</u>	<u>118</u>	<u>388</u>
		<u>1,529</u>	<u>1,487</u>	<u>1,529</u>	<u>1,487</u>	<u>913</u>	<u>926</u>	<u>913</u>	<u>926</u>
8	Credit loss expense on financial assets								
	<i>In millions of Naira</i>								
	12-months expected credit loss	661	639	661	639	409	588	409	588
	Lifetime expected credit loss	2,224	2,127	2,224	2,127	1,140	1,260	1,140	1,260
	Bad debt written off	399	108	399	108	12	104	12	104
	Allowances no longer required	(659)	(536)	(659)	(536)	(82)	(422)	(82)	(422)
	Net loss on modification of financial asset	3,291	-	3,291	-	3,291	-	3,291	-
		<u>5,917</u>	<u>2,338</u>	<u>5,917</u>	<u>2,338</u>	<u>4,771</u>	<u>1,530</u>	<u>4,771</u>	<u>1,530</u>
	Other financial asset impairment								
	Impairment charge on other assets	540	91	540	91	497	56	497	56
		<u>6,457</u>	<u>2,429</u>	<u>6,457</u>	<u>2,429</u>	<u>5,268</u>	<u>1,586</u>	<u>5,268</u>	<u>1,586</u>
9	Personnel expenses								
	<i>In millions of Naira</i>								
	Wages and salaries	6,752	6,667	6,752	6,667	3,363	3,443	3,363	3,443
	Defined contribution plan	661	639	661	639	338	341	338	341
		<u>7,413</u>	<u>7,306</u>	<u>7,413</u>	<u>7,306</u>	<u>3,701</u>	<u>3,784</u>	<u>3,701</u>	<u>3,784</u>
10	Other operating expenses								
	<i>In millions of Naira</i>								
	AMCON surcharge (see note (i) below)	3,363	3,041	3,363	3,041	1,681	1,552	1,681	1,552
	Contract Services	3,250	3,053	3,250	3,053	1,625	1,546	1,625	1,546
	Insurance	2,233	1,980	2,233	1,980	1,055	999	1,055	999
	Other Professional Fees	294	559	294	559	123	301	123	301
	Foreign exchange revaluation loss	-	151	-	151	-	151	-	151
		<u>9,140</u>	<u>8,784</u>	<u>9,140</u>	<u>8,784</u>	<u>4,484</u>	<u>4,549</u>	<u>4,484</u>	<u>4,549</u>
	AMCON surcharge								

(i) This represents the Bank's contribution to a fund established by Asset Management Corporation of Nigeria (AMCON) for the period ended 30 June 2020. Effective 1 January 2018, the Bank is required to contribute an equivalent of 0.5% (2019 : 0.5% of its total assets and off-financial position assets) of its total assets and off-financial position assets as at the preceding year end to AMCON's sinking fund in line with existing guidelines.

11 General and administrative expenses

<i>In millions of Naira</i>	June 2020	June 2019	June 2020	June 2019	Quarter 2 2020	Quarter 2 2019	Quarter 2 2020	Quarter 2 2019
Administrative expenses	2,871	1,388	2,871	1,388	1,483	494	1,483	494
Audit fees	124	24	124	24	62	(38)	62	(38)
Office expenses	1,872	1,964	1,872	1,964	893	1,062	893	1,062
Advertising and business promotion	793	1,628	793	1,628	570	901	570	901
Cash handling and processing expense	524	474	524	474	189	280	189	280
Branding expenses	36	74	36	74	9	35	9	35
Communication cost	872	885	872	885	426	482	426	482
Transport, travel, accomodation	247	349	247	349	81	179	81	179
Seminar and conferences	324	522	324	522	104	287	104	287
Rents and rates	216	624	216	624	108	322	108	322
Security	188	236	188	236	87	119	87	119
Other general expenses	471	843	468	843	228	496	226	496
Annual general meeting expenses	120	120	120	120	60	60	60	60
Stationery and printing	74	79	74	79	18	33	18	33
Directors other expenses	191	191	191	191	96	95	96	95
Membership and subscription	161	104	161	104	84	52	84	52
Fines and penalties	31	(2)	31	(2)	1	(4)	1	(4)
Directors fee	21	21	21	21	11	11	11	11
Newspapers and periodicals	1	1	1	1	1	-	1	-
	<u>9,137</u>	<u>9,525</u>	<u>9,134</u>	<u>9,525</u>	<u>4,511</u>	<u>4,866</u>	<u>4,509</u>	<u>4,866</u>

12 Other property, plant and equipment cost

<i>In millions of Naira</i>	June 2020	June 2019	June 2020	June 2019	Quarter 2 2020	Quarter 2 2019	Quarter 2 2020	Quarter 2 2019
Repairs and maintenance of PPE	3,083	3,183	3,083	3,183	1,611	1,732	1,611	1,732
	<u>3,083</u>	<u>3,183</u>	<u>3,083</u>	<u>3,183</u>	<u>1,611</u>	<u>1,732</u>	<u>1,611</u>	<u>1,732</u>

This represents the cost the Bank incurred on assets expensed in line with the bank's capitalisation policy, cost incurred on repair, maintenance and other running cost on property, plant and equipment.

13 Depreciation and amortisation

<i>In millions of Naira</i>	June 2020	June 2019	June 2020	June 2019	Quarter 2 2020	Quarter 2 2019	Quarter 2 2020	Quarter 2 2019
Amortisation of intangible assets (see note 27)	371	374	371	374	186	194	186	194
Depreciation of property, plant and equipment (see note 26)	2,544	2,995	2,544	2,995	931	1,750	931	1,750
Right-of-use asset amortisation (see note 24)	401	-	401	-	198	-	198	-
Depreciation Investment Property (see note 25)	42	-	42	-	21	-	21	-
	<u>3,358</u>	<u>3,369</u>	<u>3,358</u>	<u>3,369</u>	<u>1,336</u>	<u>1,944</u>	<u>1,336</u>	<u>1,944</u>

14 Income tax expense

<i>In millions of Naira</i>	June 2020	June 2019	June 2020	June 2019	Quarter 2 2020	Quarter 2 2019	Quarter 2 2020	Quarter 2 2019
(a) Income tax	208	283	208	283	54	283	54	283
Information Technology levy	56	56	56	56	56	23	56	23
Total income tax expense	<u>264</u>	<u>339</u>	<u>264</u>	<u>339</u>	<u>110</u>	<u>306</u>	<u>110</u>	<u>306</u>

14 (b) Current income tax liabilities

The movement on this account during the period was as follows:

In millions of Naira

	Group		Bank	
	June 2020	December 2019	June 2020	December 2019
Balance, beginning of the year	201	405	201	405
Income tax for the period.	208	-	208	-
Reversal of excess provision	-	(32)	-	(32)
payments during the period	-	(172)	-	(172)
	<u>409</u>	<u>201</u>	<u>409</u>	<u>201</u>

14 (c) Deferred tax

30 June 2020

In millions of Naira

Accelerated depreciation of property, plant and equipment

Unutilised tax credit (capital allowance)

Tax losses

Provisions

	Balance as at 1 January 2020	Recognised in profit or loss	Recognised deferred tax liability/(asset)
	742		742
	(3,408)		(3,408)
	(4,300)		(4,300)
	(5)		(5)
	<u>(6,971)</u>	<u>-</u>	<u>(6,971)</u>

31 December 2019

In millions of Naira

Accelerated depreciation of property, plant and equipment

Unutilised tax credit (capital allowance)

Tax losses

Provisions

	Balance as at 1 January 2019	Recognised in profit or loss	Recognised deferred tax liability/(asset)
	2,742	(2,000)	742
	(4,609)	1,201	(3,408)
	(5,141)	841	(4,300)
	37	(42)	(5)
	<u>(6,971)</u>	<u>-</u>	<u>(6,971)</u>

15 Earning per share (basic and diluted)

The calculation of basic earnings per share as at 30 June 2020 was based on the profit attributable to ordinary shareholders of N5,623,000,000 and weighted average number of ordinary shares outstanding of 28,790,418,126 calculated as follows:

In thousands of Unit

	June 2020	June 2019	June 2020	June 2019
Weighted average number of ordinary shares	<u>28,790</u>	<u>28,790</u>	<u>28,790</u>	<u>28,790</u>

In millions of Naira

Profit for the period attributable to equity holders of the Bank

Basic earning per share

Diluted earning per share

	June 2020	June 2019	June 2020	June 2019
Profit for the period attributable to equity holders of the Bank	5,414	5,662	5,356	5,294
Basic earning per share	19k	20k	19k	18k
Diluted earning per share	19k	20k	19k	18k

16 Cash and balances with Central Bank

In millions of Naira

Cash and foreign monies
Unrestricted balances with Central Bank of Nigeria

Deposits with the Central bank of Nigeria

	June 2020	December 2019	June 2020	December 2019
Cash and foreign monies	46,695	23,572	46,655	23,572
Unrestricted balances with Central Bank of Nigeria	4,331	10,361	4,331	10,361
Deposits with the Central bank of Nigeria	215,575	122,126	215,575	122,126
	<u>266,601</u>	<u>156,059</u>	<u>266,561</u>	<u>156,059</u>

Deposits with the Central Bank of Nigeria represent mandatory reserve deposits and are not available for use in the bank's day-to-day operations.

17 Due from banks

In millions of Naira

Balances held with local banks
Balances held with banks outside Nigeria
Money market placements

	June 2020	December 2019	June 2020	December 2019
Balances held with local banks	-	7,407	-	7,407
Balances held with banks outside Nigeria	13,077	55,953	13,077	55,953
Money market placements	13,186	6,001	13,186	6,001
	<u>26,263</u>	<u>69,361</u>	<u>26,263</u>	<u>69,361</u>

18 Pledged financial assets

In millions of Naira

Securities instruments measured at fair value through other comprehensive income:

- Treasury Bills (see note (a) below)

Total Pledged asset at FVOCI

	June 2020	December 2019	June 2020	December 2019
Securities instruments measured at fair value through other comprehensive income:				
- Treasury Bills (see note (a) below)	36,998	7,484	36,998	7,484
Total Pledged asset at FVOCI	<u>36,998</u>	<u>7,484</u>	<u>36,998</u>	<u>7,484</u>

Securities instruments measured at amortised cost:

	Group		Bank	
- Bonds (see note (b) below)	4,236	4,242	4,236	4,242
Other pledged assets (see note (C) below)	116	109	116	109
	<u>4,352</u>	<u>4,351</u>	<u>4,352</u>	<u>4,351</u>
ECL on Pledged asset at amortised cost	-	(4)	-	(4)
Total Pledged asset at amortised cost	<u>4,352</u>	<u>4,347</u>	<u>4,352</u>	<u>4,347</u>
Total pledged assets	<u>41,350</u>	<u>11,831</u>	<u>41,350</u>	<u>11,831</u>

The Bank pledges assets that are on its statement of financial position in various day-to-day transactions that are conducted under the usual terms and conditions applying to such agreements.

- (a) Pledged for clearing activities, as collection bank for government taxes and Interswitch electronic card transactions.
- (b) Pledged as security to Bank of Industry and other financial institutions
- (c) Included in other pledged assets are cash collateral for letters of credit and visa card transactions. The deposit are not part of the fund used by the bank for day to day activities.

19 Derivative financial assets

<i>In millions of Naira</i>	Notional	Fair Value
30 June 2020	Contract Amount	Assets
Non deliverable forward	36,479	2,236
Derivative asset	<u>36,479</u>	<u>2,236</u>

20 Loan and Advances to Customers

<i>In millions of Naira</i>	June 2020	December 2019	June 2020	December 2019
Loans to corporate entities and other organizations	588,408	582,940	588,408	582,940
Loans to individuals	40,324	48,758	40,324	48,758
	<u>628,732</u>	<u>631,698</u>	<u>628,732</u>	<u>631,698</u>
Less:				
- ECL Stage 1	(930)	(556)	(930)	(556)
- ECL Stage 2	(7,014)	(6,536)	(7,014)	(6,536)
- ECL Stage 3	(5,717)	(5,874)	(5,717)	(5,874)
	<u>615,071</u>	<u>618,732</u>	<u>615,071</u>	<u>618,732</u>

21 Investment securities:

<i>In millions of Naira</i>	June 2020	December 2019	June 2020	December 2019
(a) Investments fair value through profit or loss				
- Treasury bills	6,564	8,313	6,564	8,313
- Promissory notes	1,541	4	1,541	4
	<u>8,105</u>	<u>8,317</u>	<u>8,105</u>	<u>8,317</u>
(b) Instruments at fair value through other comprehensive income				
Debt instrument at FVOCI				
- Government bond	77,312	47,995	77,312	47,995
- Euro bond	3,771	6,904	3,771	6,904
- Corporate bonds	8,200	5,545	8,200	5,545
- Treasury bills	45,372	80,684	45,372	80,684
- Promissory notes	3,819	144	3,819	144
Total debt instrument at FVOCI	<u>138,474</u>	<u>141,272</u>	<u>138,474</u>	<u>141,272</u>
(c) Equity instrument at fair value through other comprehensive income				
Equity securities at FVOCI	5,849	5,470	5,849	5,470
Total equity at FVOCI	<u>5,849</u>	<u>5,470</u>	<u>5,849</u>	<u>5,470</u>
(d) Instruments at amortised cost				
- Government bonds	98,224	99,341	81,274	82,388
- Corporate bonds	179	351	179	351
- Treasury bills	-	238	-	-
- Promissory note	12,913	2,145	12,673	2,145
	<u>111,316</u>	<u>102,075</u>	<u>94,126</u>	<u>84,884</u>
Less:				
- impairment on investments at amortised cost	(44)	(131)	(44)	(117)
	<u>111,272</u>	<u>101,944</u>	<u>94,082</u>	<u>84,767</u>

22 **Investment in Subsidiary**

In millions of Naira

Investment in Sterling SPV

	June 2020	December 2019	June 2020	December 2019
	-	-	1	1
	<u>-</u>	<u>-</u>	<u>1</u>	<u>1</u>

Condensed Statement of Profit or loss for the Period ended 30 June 2020

In millions of Naira

Interest income

Interest expense

Other income

Operating expenses

Profit/Loss for the Period

	Group		Bank	
	Sterling Group	Elimination Entries	Sterling SPV	
Interest income	1,217	(2,193)	3,410	
Interest expense	(1,156)	2,193	(3,350)	
Other income	-	-	-	
Operating expenses	(3)	-	(3)	
Profit/Loss for the Period	<u>58</u>	<u>-</u>	<u>58</u>	

Condensed Statement of financial position as at 30 June 2020

Assets

Cash and balances with Central Bank

Investment in securities - Bills

Investment in securities - Bonds

Loans and Receivable (See below (a))

Promissory note

	Group	Bank	
Cash and balances with Central Bank	40	-	40
Investment in securities - Bills	-	-	-
Investment in securities - Bonds	16,954	-	16,954
Loans and Receivable (See below (a))	-	25,700	25,700
Promissory note	240	-	240
	<u>17,234</u>	<u>25,700</u>	<u>42,934</u>

Liabilities and Equity

Debt securities in issue

Equity

Reserve

Profit for the period

Debt securities in issue	16,941	25,700	42,641
Equity	-	(1)	1
Reserve	234	-	234
Profit for the period	58	-	58
	<u>17,234</u>	<u>25,700</u>	<u>42,934</u>

Condensed Statement of Profit or loss for the Period ended 31 December 2019

In millions of Naira

Interest income

Interest expense

Other income

Credit loss expense

Operating expenses

Profit/Loss for the Period

	Group		Bank	
	Sterling Group	Elimination Entries	Sterling SPV	
Interest income	11,472	4,358	7,114	
Interest expense	(4,358)	(4,358)	-	
Other income	-	-	-	
Credit loss expense	(14)	-	(14)	
Operating expenses	(6,676)	-	(6,676)	
Profit/Loss for the Period	<u>424</u>	<u>-</u>	<u>424</u>	

Condensed Statement of financial position as at 31 December 2019

Assets

Cash and balances with Central Bank

Investment in securities - Bills

Investment in securities - Bonds

Loans and Receivable (See below (a))

	Group	Bank	
Cash and balances with Central Bank	-	-	-
Investment in securities - Bills	-	-	-
Investment in securities - Bonds	17,177	-	17,177
Loans and Receivable (See below (a))	-	(25,709)	25,709
	<u>17,177</u>	<u>(25,709)</u>	<u>42,886</u>

Liabilities and Equity

Debt securities in issue

Equity

Reserve

Debt securities in issue	16,943	(25,709)	42,652
Equity	-	(1)	1
Reserve	233	-	233
	<u>17,176</u>	<u>(25,710)</u>	<u>42,886</u>

(a) This represents investment made by Sterling SPV in Sterling notes (Debenture). This consists of 7 year 18.86% and 17.55% subordinated unsecured non-convertible debenture stock with interest payable semi-annually and due to mature in 2023 and 2025 respectively.

23 Other Assets

Other assets comprise:

In millions of Naira

Financial assets

Accounts receivable (see note (a) below)

	June 2020	December 2019	June 2020	December 2019
	29,370	18,622	29,370	18,622
	29,370	18,622	29,370	18,622

Non-financial assets

Prepayments (see note (b) below)

Prepaid staff cost

Stock of cheque books and stationery

Gross other asset

Impairment on other assets

	6,118	9,102	6,118	9,102
	1,309	1,282	1,309	1,282
	564	584	564	584
	37,361	29,591	37,361	29,591
	(1,392)	(1,010)	(1,392)	(1,010)
	35,969	28,581	35,969	28,581

Movement in impairment on other assets

In millions of Naira

Balance, beginning of year

Impairment on other assets (See note 8)

Writeback

Write-offs/(Reversal)

Balance, end of period

	June 2020	December 2019	June 2020	December 2019
	1,010	834	1,010	834
	540	-	540	-
	-	392	-	392
	(158)	(216)	(158)	(216)
	1,392	1,010	1,392	1,010

(a) Included in account receivable are forex deliverables due from Central Bank of Nigeria for the Bank's customers

(b) Included in prepayments for the prior period are Bank premises rent and insurance. In the current year, prepaid rent has been transferred to right of use asset in line with IFRS 16- leases.

(c) Included in prepayments are mostly staff related benefits among others

24 Right-of-use asset

Movement in Right-of-use asset is as shown below:

In millions of Naira

Opening Balance

Reclassification from Prepayment

Additions during the period

Amortisation during the period (See note 13)

	June 2020	December 2019	June 2020	December 2019
	8,896	-	8,896	-
	-	9,121	-	9,121
	96	577	96	577
	(401)	(802)	(401)	(802)
	8,591	8,896	8,591	8,896

25 Investment property

In millions of Naira

(i) **Cost**

Opening balance

Additions during the period

Balance end of year

	June 2020	December 2019	June 2020	December 2019
	4,176	-	4,176	-
	3,724	4,176	3,724	4,176
	7,900	4,176	7,900	4,176

(ii) **Accumulated depreciation and impairment**

Opening balance

Depreciation (See note 13)

Balance end of year

	June 2020	December 2019	June 2020	December 2019
	35	-	35	-
	42	35	42	35
	77	35	77	35

Closing balance

	7,823	4,141	7,823	4,141
--	-------	-------	-------	-------

The investment property consist of blocks of Buildings located at Prime Water View Gardens Estate 2, Ikate Lekki, Royalbridge Realtors Abijo, Ajah, Lagos State, Crown Court Durumi, Abuja FCT. The investment property is driven by the Non-interest banking window of the Bank in line with the Central Bank of Nigeria guidelines.

26 Property, plant and equipment

The movement on these accounts during the period was as follows:

Group and Bank

	Leasehold Land	Leasehold Building	Leasehold Improvement	Capital work-in- progress	Furniture, fittings and equipment	Computer equipment	Motor vehicles	Total
In millions of Naira								
(a) Cost								
Balance as at 1 January, 2020	2,131	4,138	3,913	763	11,551	15,842	5,312	43,649
Additions for the period	-	-	104	688	94	43	401	1,329
Disposals	-	-	(0)	-	(11)	(1)	(73)	(85)
Adjustment	-	(9)	(3)	-	9	(4)	-	(7)
Reclassification	3	(3)	-	(253)	43	53	157	(0)
Writeoff	-	-	-	-	-	-	-	-
Balance as at 30 June 2020	2,134	4,126	4,014	1,198	11,687	15,932	5,796	44,886
Balance as at 1 January, 2019	2,128	3,904	3,541	812	10,505	11,403	4,234	36,527
Additions for the period	-	157	360	585	821	4,359	1,570	7,852
Disposals	-	-	-	-	(131)	(10)	(589)	(730)
Reclassification	3	77	12	(634)	356	90	97	0
Writeoff	-	-	-	-	-	-	-	-
Balance as at 31 December 2019	2,131	4,138	3,913	763	11,551	15,842	5,312	43,649
(b) Depreciation and impairment losses								
Balance as at 1 January, 2020	238	507	2,476	-	8,899	10,430	2,624	25,173
Charge for the period	11	41	131	-	557	1,260	544	2,544
Adjustment	-	-	-	-	-	-	-	-
Disposals	-	-	(0)	-	(9)	(1)	(68)	(78)
Writeoff	-	-	-	-	-	-	-	-
Balance as at 30 June 2020	249	548	2,607	-	9,447	11,689	3,100	27,639
Balance as at 1 January, 2019	195	426	2,218	-	7,587	6,932	2,228	19,585
Charge for the period	43	81	258	-	1,441	3,508	961	6,292
Adjustment	-	-	-	-	-	-	-	-
Disposals	-	-	-	-	(129)	(10)	(565)	(704)
Writeoff	-	-	-	-	-	-	-	-
Balance as at 31 December 2019	238	507	2,476	-	8,899	10,430	2,624	25,173
Carrying amounts								
Balance as at 30 June 2020	1,885	3,578	1,407	1,198	2,240	4,243	2,696	17,247
Balance as at 31 December 2019	1,893	3,631	1,437	763	2,652	5,412	2,688	18,476
Balance as at 1 January, 2019	1,933	3,478	1,323	812	2,918	4,471	2,006	16,942

The gross carrying amount of fully depreciated property, plant and equipment that is still in use is N15.2billion (2019: N13.70billion).

27	Intangible asset	Group		Bank	
	Purchased Software				
	<i>In millions of Naira</i>	June 2020	December 2019	June 2020	December 2019
	Cost				
	Beginning of year	4,979	4,124	4,979	4,124
	Additions	144	371	144	371
	Reclassification	-	484	-	484
	Balance end of period	<u>5,122</u>	<u>4,979</u>	<u>5,122</u>	<u>4,979</u>
	Amortisation and impairment losses				
	Beginning of year	3,046	2,274	3,046	2,274
	Amortisation for the period (See note 13)	371	772	371	772
	Balance end of period	<u>3,417</u>	<u>3,046</u>	<u>3,417</u>	<u>3,046</u>
	Carrying amounts	<u>1,705</u>	<u>1,933</u>	<u>1,705</u>	<u>1,933</u>
28	Non Current Assets Held for Sale				
	<i>In millions of Naira</i>	June 2020	December 2019	June 2020	December 2019
	Non Current Assets Held for Sale	701	701	701	701
		<u>701</u>	<u>701</u>	<u>701</u>	<u>701</u>
	Non-financial assets acquired in exchange for loans as part of an orderly realization are recorded as assets held for sale. if the carrying amounts of the assets are recovered principally through sale; the assets are available for sale in their present condition; and their sale is highly probable. The asset acquired is recorded at the lower of its fair value less costs to sell and the carrying amount of the loan (net of impairment allowance) at the date of exchange. No depreciation is charged in respect of assets held for sale. Any subsequent write-down of the acquired asset to fair value less costs to sell is recognized in profit or loss, in 'Other operating expenses'. Any subsequent increase in the fair value less costs to sell, to the extent this does not exceed the cumulative write-down, is also recognized in 'Other operating income', together with any realized gains or losses on disposal. Assets that no longer meet the definition of non-current assets held for sale are reclassified to other assets.				
29	Deposits from Banks	June 2020	December 2019	June 2020	December 2019
	<i>In millions of Naira</i>				
	Balances due to local banks (See (i) below)	8,587	-	8,587	-
	Money Market Deposits	24,931	-	24,931	-
		<u>33,517</u>	<u>-</u>	<u>33,517</u>	<u>-</u>
	(i) This represents clearing position with local Banks				
30	Deposits from customers				
	<i>In millions of Naira</i>	June 2020	December 2019	June 2020	December 2019
	Current accounts	471,302	417,121	471,302	417,121
	Savings accounts	164,644	120,968	164,644	120,968
	Term deposits	219,287	284,141	219,287	284,141
	Pledged deposits	60,000	70,430	60,000	70,430
		<u>915,232</u>	<u>892,660</u>	<u>915,232</u>	<u>892,660</u>
31	Other borrowed Funds				
	<i>In millions of Naira</i>	June 2020	December 2019	June 2020	December 2019
	Foreign Funds				
	Due to Islamic Corporation Development Bank (See (i) below)	3,017	4,167	3,017	4,167
	Due To Africa Agric and Trade Investment Fund (See (ii) below)	3,939	4,256	3,939	4,256
		<u>6,955</u>	<u>8,423</u>	<u>6,955</u>	<u>8,423</u>
	Local Funds				
	Due to BOI (See (iii) below)	2,876	2,830	2,876	2,830
	Due to CBN-Agric-Fund (See (iv) below)	47,166	43,608	47,166	43,608
	Due to Nigeria Mortgage Refinance Company (See (v) below)	2,242	2,323	2,242	2,323
	Due to Excess Crude Account (See (vi) below)	13,643	13,733	13,643	13,733
	Due to CBN - RSSF Fund (See (vii) below)	5,759	7,353	5,759	7,353
	Due to CBN - NESF Fund (See (viii) below)	3,481	4,000	3,481	4,000
	Due to CBN - ABP Fund (See (ix) below)	219	432	219	432
		<u>75,386</u>	<u>74,279</u>	<u>75,386</u>	<u>74,279</u>
		<u>82,341</u>	<u>82,702</u>	<u>82,341</u>	<u>82,702</u>

- (i) This represents Naira equivalent of \$7.5 million amortising Murabaha financing facilities granted by Islamic Corporation for the development of the private sector for a period of two years. The facility attracts a margin of 6.25%.
- (ii) This represents the Naira equivalent of a \$15 million credit facility granted to the Bank by Africa Agriculture and Trade Investment Fund payable in 4 years in 9 installments commencing June 2019. Interest is payable quarterly at LIBOR plus a margin. The facility will mature in March 2023. The effective interest rate of the loan is 6.84% per annum.
- (iii) The amount of N2.9b (December 2019: N2.8b) represents the outstanding balance on the funding granted by BOI under the Small and Medium Enterprise Refinancing and Restructuring Fund (SMERRF). The SMERRF is administered at an all-in interest rate of 10% per annum payable on a monthly basis, one-off fee 2% and monitoring fee of 0.125% payable on quarterly basis. The tenor of the facilities range between 5 years to 7 years.
- (iv) Central Bank of Nigeria (CBN) in collaboration with the Federal Government of Nigeria (FGN) represented by the Federal Ministry of Agriculture and Water Resources (FMA & WR) established a Commercial Agricultural Credit Scheme, (CACs) to promote commercial agricultural enterprise in Nigeria. The Bank obtained the loan on behalf of the customer at two (2) percent to lend to the customer at 9% inclusive of management and processing fee. Repayment proceeds from CACS projects are repatriated to CBN on quarterly basis, all loans under the agriculture scheme is expected to terminate on 30 September 2025.

CBN policy measures in response to COVID-19 outbreak and spillovers, issued a circular on 16 March 2020 with reference No. FPR/DIR/GEN/CIR/07/049 and reduced interest rates on all CBN intervention facilities from 9 to 5 percent per annum for 1 year effective March 1, 2020.

- (v) This represents a loan agreement between the Bank and Nigeria Mortgage Refinance Company PLC (NMRC) for NMRC to refinance from time to time Mortgage Loans Originated by the Bank with full recourse to the Bank on the terms and conditions stated in the agreement. The facility was obtained during the year 2016 at an interest rate of 15.5% per annum to mature 7 September 2031.
- (vi) This is a facility granted as a result of the decision made during the June 2015 National Economic Council (NEC) meeting for deposit money banks to extend concessionary loans to state governments using the balance in the Excess Crude Account (ECA) as collateral. Osun and Kwara State Government indicated their willingness to work with Sterling Bank Plc on the transaction. The Osun State Government applied for a N10billion while Kwara State Government applied for N5billion. The facility was approved at the June 2015 National Economic Council meeting. The purpose of the loan is for developmental and infrastructure projects in the states. CBN is granting the loan to the states at 9% annually for 20 years.

CBN policy measures in response to COVID-19 outbreak and spillovers, issued a circular on 16 March 2020 with reference No. FPR/DIR/GEN/CIR/07/049 and reduced interest rates on all CBN intervention facilities from 9 to 5 percent per annum for 1 year effective March 1, 2020.

- (vii) The Central Bank of Nigeria, as part of the efforts to unlock the potential of the real sector to engender output growth, value added productivity and job creation has established a N300 billion Real Sector Support Facility (RSSF). The Facility will be used to support large enterprises for start-ups and expansion financing needs of N500 million up to a maximum of N10.0 billion. The loan tenor is 10 years with moratorium and at all in rate of 9% per annum.

CBN policy measures in response to COVID-19 outbreak and spillovers, issued a circular on 16 March 2020 with reference No. FPR/DIR/GEN/CIR/07/049 and reduced interest rates on this facility from 9 to 5 percent per annum for 1 year effective March 1, 2020.

- (viii) Non-Oil Support Export Stimulation Facility (NESF) is designed to redress the declining export credit and reposition the sector to increase its contribution to revenue generation and economic development. Its designed to be accessed by exporters at a single digit of 9% and maximum obligor limit of N5bn. It aimed at improving export financing and additional opportunities for exporters to upscale and expand their businesses in improving their competitiveness.

CBN policy measures in response to COVID-19 outbreak and spillovers, issued a circular on 16 March 2020 with reference No. FPR/DIR/GEN/CIR/07/049 and reduced interest rates on this facility from 9 to 5 percent per annum for 1 year effective March 1, 2020.

(ix)

Anchor Borrowers Programme (ABP) is an initiative of the Central Bank of Nigeria and was launched by President Muhammadu Buhari on November, 2015 in Kebbi State. CBN earmarked N40bn out of N220bn Micro, Small and Medium Enterprises Development Fund (MSMEDF) to be given to farmers registered with cooperatives at a single rate of 9% and the amount is dependent on the economics of production of each commodity. It is aimed at creating an ecosystem to link small holder farmers (borrowers) and processors (anchor) in the agricultural value chain to achieve job creation, increase domestic production of agricultural commodities/raw materials, improve farmers income and reduce import duty.

CBN policy measures in response to COVID-19 outbreak and spillovers, issued a circular on 16 March 2020 with reference No. FPR/DIR/GEN/CIR/07/049 and reduced interest rates on this facility from 9 to 5 percent per annum for 1 year effective March 1, 2020.

32

Debt securities in issue

	Group		Bank	
	June 2020	December 2019	June 2020	December 2019
<i>In millions of Naira</i>				
Debt securities - Bond (See (i) below)	-	-	5,163	5,606
Debt securities - Notes (See (ii) below)	-	-	20,537	20,103
16.25% Debt securities carried at amortised cost (See (iii) below)	34,143	34,468	-	-
16.5% Debt securities carried at amortised cost (See (iv) below)	8,498	8,187	-	-
Debt securities - Commercial Paper (See (v) below)	14,565	-	14,565	-
	<u>56,790</u>	<u>42,655</u>	<u>39,849</u>	<u>25,709</u>

- (i) This represents N4.7billion 7-year 18.86% fixed rate subordinated notes issued by the Bank and approved on 25 August 2016 and 3 August 2016 by the Central Bank of Nigeria and the Securities & Exchange Commission respectively. Interest is payable to the Joint Trustees semi-annually while principal is payable at maturity. The note issued was purchased by Sterling Investment Management SPV Plc.

- (ii) This represents N19.739billion 7-year 17.55% fixed rate subordinated notes issued by the Bank and approved on 27 November 2018 and 5 October 2018 by the Central Bank of Nigeria and the Securities & Exchange Commission respectively. Interest is payable to the Joint Trustees semi-annually while principal is payable at maturity. The note issued was purchased by Sterling Investment Management SPV Plc.
- (iii) This represents a N32.899 billion 7-year 16.25% subordinated unsecured non-convertible debenture stock issued by the Company, and approved on 27 November 2018 and 5 October 2018 by the Central Bank of Nigeria and the Securities & Exchange Commission, respectively. Interest is payable semi-annually on the non-convertible debenture stock due in 2025. The effective interest rate is 16.887% per annum, and until the entire stock has been redeemed, the Issuer (Sterling Investment Management SPV Plc) is obliged to pay interest to the Trustees on behalf of the bond holders.
- (iv) This represents a N7.9 billion 7-year 16.50% subordinated unsecured non-convertible debenture stock issued by the Company, and approved on 25 August 2016 and 3 August 2016 by the Central Bank of Nigeria and the Securities & Exchange Commission, respectively. Interest is payable semi-annually on the non-convertible debenture stock due in 2023. The effective interest rate is 17.16% per annum, and until the entire stock has been redeemed, the Issuer (Sterling Investment Management SPV Plc) is obliged to pay interest to the Trustees on behalf of the bond holders.
- (v) This represents tranche 8 N24.5billion 180-day Commercial Papers issued on 30 April 2019 with implied yields of 14.5% respectively. The Commercial papers are quoted and traded on the FMDQ OTC Exchange.

33 Other liabilities

<i>In millions of Naira</i>	June 2020	December 2019	June 2020	December 2019
Financial Liabilities				
Creditors and accruals	29,909	13,117	29,909	13,117
Certified cheques	9,404	3,698	9,404	3,698
Customers' deposits for foreign trade	27,275	14,820	27,275	14,820
Other credit balances	9,906	12,940	9,906	12,940
	<u>76,495</u>	<u>44,575</u>	<u>76,495</u>	<u>44,575</u>
Non Financial Liabilities				
Information technology levy	158	102	158	102
	<u>76,653</u>	<u>44,677</u>	<u>76,653</u>	<u>44,677</u>

34 Lease Liability

Movement in Lease Liability is as shown below:

<i>In millions of Naira</i>	June 2020	December 2019	June 2020	December 2019
Opening Balance	65	-	65	-
Lease Liability	-	65	-	65
Accretion of Interest	5	-	5	-
	<u>70</u>	<u>65</u>	<u>70</u>	<u>65</u>

IFRS 16 "Leases" requires a Lessee in a lease contract to recognise the discounted value of the lease liability and unwind the interest till the agreed payment date. For the Group, the lease liability relates to liability arising from contractual agreement on lease rentals for branches. Prior to adoption of IFRS 16, lease liability was not recognized on the statement of financial position. As at 30 June 2020, the discounted value of the lease liability amounted to N69,763,232.31

35 Provisions

<i>In millions of Naira</i>	June 2020	December 2019	June 2020	December 2019
Provisions	514	167	514	167
	<u>514</u>	<u>167</u>	<u>514</u>	<u>167</u>

Movement in provisions in other liabilities

<i>In millions of Naira</i>	June 2020	December 2019	June 2020	December 2019
Balance, beginning of year	167	295	167	295
Additions	347	-	347	-
Write-back during the year	-	(128)	-	(128)
	<u>514</u>	<u>167</u>	<u>514</u>	<u>167</u>

The provision amount represents litigation and claims against the Bank as at 30 June 2020. These claim arose in the normal course of business and are being contested by the Bank. The Directors, having sought advice of professional counsels, are of the opinion that this provision is adequate for liability that have crystallised from these claims. There is no expected reimbursement in respect of this provision.

36 Capital and reserves

(a) Share capital

<i>In millions of Naira</i>	June 2020	December 2019	June 2020	December 2019
Authorised:				
32,000,000,000 Ordinary shares of 50k each	<u>16,000</u>	<u>16,000</u>	<u>16,000</u>	<u>16,000</u>
Issued and fully-paid:				
each	<u>14,395</u>	<u>14,395</u>	<u>14,395</u>	<u>14,395</u>

(b) Share premium

<i>In millions of Naira</i>	June 2020	December 2019	June 2020	December 2019
Share premium	42,759	42,759	42,759	42,759

(c) Statutory reserves

The other regulatory reserves includes movements in the statutory reserves. Nigerian banking regulations require the Bank to make an annual appropriation to a statutory reserve. As stipulated by S.16(1) of the Banks and Other Financial Institution Act of Nigeria, an appropriation of 30% of profit after tax is made if the statutory reserve is less than paid-up share capital and 15% of profit after tax if the statutory reserve is greater than the paid up share capital.

(i) Fair value reserve

The fair value reserve includes the net cumulative change in the fair value on investments carried at fair value through other comprehensive income until the investment is derecognised or impaired.

(ii) Regulatory risk reserve

The Central Bank of Nigeria stipulates that provisions for loans recognised in the profit or loss account be determined based on the requirements of IFRS. The IFRS provision should be compared with provisions determined under prudential guidelines and the expected impact/changes in retained earnings should be treated as follows:

(i) Prudential impairment allowance is greater than IFRS impairment allowance: transfer the difference from the retained earnings to a non-distributable regulatory risk reserve.

(ii) Prudential impairment allowance is less than IFRS impairment allowance: the excess charges resulting should be transferred from the regulatory risk reserve account to the retained earnings to the extent of the non-distributable reserve previously recognised.

(iii) Other reserves

The SMEEIS reserve is maintained to comply with the Central Bank of Nigeria (CBN) requirement that all licensed banks set aside a portion of the profit after tax in a fund to be used to finance equity investment in qualifying small and medium-scale enterprises. Under the terms of the guideline (amended by CBN letter dated 11 July 2006), the contributions will be 10% of profit after tax and shall continue after the first 5 years but banks' contributions shall thereafter reduce to 5% of profit after tax. However, this is no longer mandatory. In prior year, 10% of profit after taxation was transferred to SMEEIS reserves in accordance with Small and Medium Enterprise Equity Investment Scheme as revised in April 2005. The Bank has suspended further appropriation to SMEEIS (now known as Microcredit Fund) reserve account in line with the decision reached at the Banker's Committee meeting and approved by CBN.

The AGSMEIS reserve is maintained to comply with the requirement of Central Bank of Nigeria which requires banks to set aside 5% of their Profit After Tax for investment in Agri-Business/Small and Medium Enterprises. This Investment Scheme aimed at supporting the Federal Government's effort at promoting agricultural businesses as well as Small and Medium Enterprises. The fund is domiciled with the Central Bank of Nigeria.

(d) Retained earnings

Retained earnings are the carried forward recognised income net of expenses plus current period profit attributable to shareholders.

37 Cash and cash equivalents

For the purpose of cash flow, cash and cash equivalents include cash and foreign monies, unrestricted balances with Central Bank of Nigeria, balances held with local Banks, balances held with bank outside Nigeria and money market placements.

<i>In millions of Naira</i>	Group		Bank	
	June 2020	December 2019	June 2020	December 2019
Cash and foreign monies (See note 16)	46,695	23,572	46,655	23,572
Unrestricted balances with Central Bank of Nigeria (See note 16)	4,331	10,361	4,331	10,361
Balances held with local banks (See note 17)	-	7,407	-	7,407
Balances held with banks outside Nigeria (See note 17)	13,077	55,953	13,077	55,953
Money market placements (See note 17)	13,186	6,001	13,186	6,001
	<u>77,289</u>	<u>103,294</u>	<u>77,249</u>	<u>103,294</u>

38 Contingent Liabilities and commitments

In the normal course of business, the Bank conducts business involving acceptances, performance bonds and indemnities. The majority of these facilities are offset by corresponding obligations of third parties. Contingent liabilities and commitments comprise performance bonds, acceptances, guarantees and letters of credit.

To meet the financial needs of customers, the Bank enters into various commitments and contingent liabilities. These consist of Financial guarantees and letters of credits. These obligations are not recognised on the statement of financial position because the risk has not crystallised.

Letters of credit and guarantees commit the Bank to make payment on behalf of customers in the event of a specific act, generally related to the import or export of goods. Guarantees and standby letters of credit carry a similar credit risk to loans.

The following table summarises the nominal principal amount of contingent liabilities and commitments with off-financial position risk:

<i>In millions of Naira</i>	June 2020	December 2019	June 2020	December 2019
Bonds, guarantees and indemnities	130,499	131,316	130,499	131,316
Letters of credit	54,790	27,705	54,790	27,705
	<u>185,289</u>	<u>159,021</u>	<u>185,289</u>	<u>159,021</u>

39 Events during and after the reporting period

There is no event that occurred during and after 30 June 2020 that would necessitate a disclosure in the Financial Statements.

40 COVID-19 Impact Assessment

The COVID-19 pandemic has resulted in significant impact on the global economic activities in the first half of 2020, with global real GDP expected to contract by 4.9% while the GDP of Nigeria is projected to contract by 5.4% in 2020 (IMF). The current slowdown in economic activities is largely precipitated by the sudden drop in production and consumption as a result of government-mandated measures.

In response to the pandemic, the Central Bank of Nigeria introduced unprecedented intervention measures, which include the concessions to commercial Banks to restructure some loans. These measures by the regulators and federal government, have mitigated the impact of the crisis and enabled the continued effective functioning of financial markets.

Sterling Bank also responded effectively to the COVID-19 pandemic by leveraging its nimble structure and optimizing the various initiatives put in place before the outbreak. These are risk management measures and operational process improvements which include regular stress testing and contingency planning, as well as the activation of the Bank's Business Continuity Plan (BCP). These have minimized disruptions with regards to the continued operations of the Bank. The BCP led to rapid implementation of the remote work and shift work patterns, which were made possible by prior and current investments in the Bank's core technology infrastructure, network capacity and enterprise cloud strategy. To support the well-being of our customers and staff, the Bank has implemented the physical distancing measures in all its locations and introduced new health and wellness resources such as Tremendoc, Employee Assisted Program and Sterling First Responders.

The International Accounting Standard Board, Financial Reporting Council of Nigeria (FRC), Central Bank of Nigeria (CBN), Securities and Exchange Commission (SEC) have all issued pronouncements to guide entities on disclosures and valuations of Financial Assets with respect to the impact of the pandemic.

Financial Assets

In line with these guidelines, Sterling Bank has recalibrated its IFRS9 ECL model. The recalibration of the model reflects new Forward-looking Information (FLIs) due to the negative macroeconomic trend. It also reflects our modified outlook which resulted in updated scenario probability weights with regards to observed Probability of Default (PD) values. The adjusted scenario outlook involved a certain level of expert judgement which reflect the perceived elevated risks due to market volatilities and persistent uncertainties.

These changes to the model impacted mainly on the Bank's exposures in the Stage 1 and 2 buckets. We also recorded some migration from stage 1 to stage 2 which reflect significant increase in credit risk (SICR), while we acknowledge the various loan restructures and the support of the CBN in managing the associated risks. These assessments resulted in incremental expected credit loss (ECL), as a direct impact of the pandemic, of approximately N600m as of June, 2020.

The migration from stage 1 to stage 2 reflect significant increase in credit risk (SICR), even as we acknowledge the various restructurings and support of the CBN in mitigating the associated risks. It is noteworthy to say that our current estimation of the direct effect of the model recalibration and migration as a result of the pandemic is approximately N600m as of June, 2020.

Based on our overall assessment and in line with the support of the CBN, the Bank also identified and restructured eligible loans which were largely affected by the impact of COVID-19 pandemic.

We also reviewed our portfolio of investment securities and corporate bonds. We remain confident that the Federal Government will continue to meet its obligations on its instruments. Although the state government and corporate bonds, valued at N9.1bn, remain a small proportion of the Bank's total portfolio, our assessment did not reveal significant increase in credit risk as a result of the pandemic. Nevertheless, we shall continue to monitor the portfolio for any related deterioration in quality.

Non-Financial Assets

Investment Property: The Bank relied on expert judgement in its assessment. Consequently, the market value of this portfolio did not experience significant deterioration to induce impairment.

Property, Plant and Equipment, Right-of-use Assets, Intangible Assets were subjected to individual impairment testing and the outcome was insignificant.

Unquoted Equities Valuation: EPS/PBS of market comparable companies were used. Allowance for both country risk and non-quotation risk at 10% respectively was considered in determining the expected value. The assessment outcome did not show asset diminution.

The Bank is confident that it will continue to operate and mitigate the risk associated with COVID-19 in the next 12months from the date of this report.

sterling.ng

